



BRITISH SIDECAR CHAMPIONSHIP

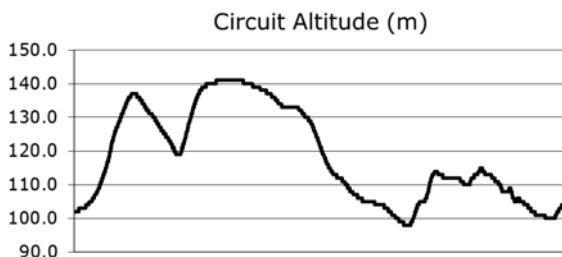
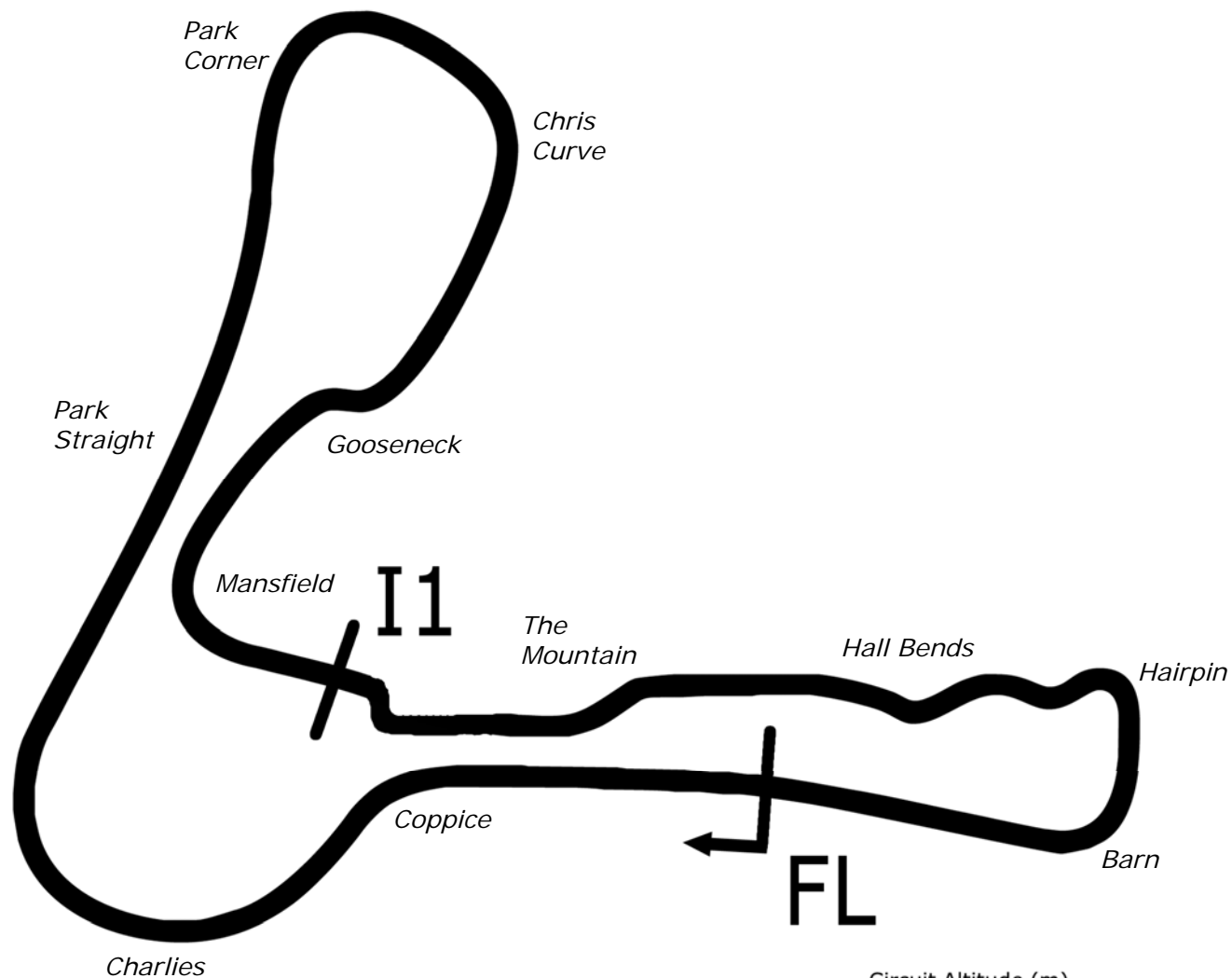
Cadwell Park

23rd – 24th June 2018



Results Provided by Timing Solutions Ltd
www.tsl-timing.com

Cadwell Park



Length	2.1870 miles	3519.6 m	
FL		53.31024 N	0.05940 W
I1	2330m	53.30708 N	0.06270 W
Pit Entry	3472m	53.31103 N	0.05889 W
Pit Exit	0m after FL	53.31030 N	0.05940 W
Pit Entry-Pit Exit 92m, 5.5s @60kph, 4.1s @80kph			

All results available at www.tsl-timing.com

International Sidecar Revival Meeting

2018 Hyundai Construction Equipment British Sidecar Championship with Molson

PRACTICE - CLASSIFICATION

POS	NO	NAME	ENTRY	TIME	ON	LAPS	GAP	DIFF	MPH
1	29*	KERSHAW / CLARK	LCR Kawasaki - Molson/Santander Salt	1:36.243	8	8			81.54
2	6	ELLIS / RICHARDSON	LCR Honda - Santander Salt	1:36.268	7	7	0.025	0.025	81.52
3	18	BELL / RAMSAY	LCR Kawasaki - Marin Motorsport	1:38.349	5	5	2.106	2.081	79.79
4	58	KIRK / SMITHIES	LCR Yamaha - MK Racing	1:38.949	8	8	2.706	0.600	79.31
5	72	FOUND'S / WALMSLEY	DDM Suzuki - Rowtec Suzuki	1:39.252	8	8	3.009	0.303	79.07
6	32	HORSPOLE / CONNELL	LCR Kawasaki - Baker Plant Hire/Sleaford Quality Foods	1:39.494	5	5	3.251	0.242	78.87
7	68	BRYAN / HYDE	LCR Kawasaki - CVR Global/GBM	1:39.682	3	3	3.439	0.188	78.73
8	51	GILBERT / TRITTON	LCR Yamaha - Draper Racing	1:42.866	4	4	6.623	3.184	76.29
9	75	JONES / CHILD	LCR Yamaha - Harvey Fabrication	1:43.532	5	6	7.289	0.666	75.80
10	19*	GUY / PILMOOR-BRADY	LCR Suzuki - Yangi Motorsport	1:44.177	6	7	7.934	0.645	75.33
11	4	PEACH / EDWARDS	LCR Yamaha - Life Safety Motorsport	1:44.455	4	4	8.212	0.278	75.13
12	7	GRAY / PITT	LCR Yamaha - Powerbiking	1:44.766	4	4	8.523	0.311	74.91
13	11	NICHOLLS / COLE	LCR Kawasaki - Highbridge Motortech	1:45.664	6	6	9.421	0.898	74.27
14	100*	STEVENS / CHARLWOOD	LCR Kawasaki - Quattro Plant/JG Speedfit Kawasaki	1:45.878	5	5	9.635	0.214	74.12
15	70	ARCHER / BRYANT	RS Suzuki - Hannafin	1:46.778	5	5	10.535	0.900	73.49
16	15	SHAND / BELSEY	Shand F2 Suzuki - Kevin Ashworth Timber	1:47.312	2	4	11.069	0.534	73.13
17	111	CABLE / PAWSEY	LCR Kawasaki - L&W Contractors	1:49.472	8	8	13.229	2.160	71.69
18	25	MACLAURIN / HOPE	LCR Yamaha - Blue/Fielder	1:49.604	6	6	13.361	0.132	71.60
19	10	ROBINSON / HAUXWELL	LCR Suzuki - Robinson Racing	1:53.140	2	2	16.897	3.536	69.36

* No. 29 & 100 - Please fit a working transponder

* No. 19 - Intermittent transponder, please check fitting

Cadwell Park
Circuit Length = 2.1800 miles
Start: 09:31 Flag 09:46 End: 09:48

Weather / Track : Bright / Dry

These results are provisional until the conclusion of any judicial and technical matters.

Clerk Of Course :	Timekeeper :
-------------------	--------------

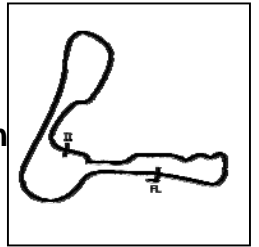
Results can be found at www.britishsuperbike.com

Printed - 09:58 Saturday, 23 June 2018

International Sidecar Revival Meeting

2018 Hyundai Construction Equipment British Sidecar Championship with Molson

PRACTICE - SECTOR ANALYSIS



SECTOR 1 = FL to I1, SECTOR 2 = I1 to FL, DIFF = Difference To Personal Best Lap, P = Crossed Finish Line in Pit Lane, D = Time Disallowed

P1 29		KERSHAW / CLARK		LCR Kawasaki - Molson/Santander Salt		
IDEAL LAP TIME :		BEST LAP TIME : 1:36.243		DIFFERENCE :		
LAP	SECTOR 1	SECTOR 2	LAP TIME	MPH	DIFF	TIME OF DAY
1 -			1:49.095	71.93	12.852	09:33:41.250
2 -			1:40.144	78.36	3.901	09:35:21.394
3 -			3:14.929	40.26	1:38.686	09:38:36.323
4 -			1:36.317 (3)	81.48	0.074	09:40:12.640
5 -			1:36.261 (2)	81.52	0.018	09:41:48.901
6 -			1:37.423	80.55	1.180	09:43:26.324
7 -			1:38.868	79.37	2.625	09:45:05.192
8 -			1:36.243 (1)	81.54		09:46:41.435

P2 6		ELLIS / RICHARDSON		LCR Honda - Santander Salt		
IDEAL LAP TIME : 1:35.883		BEST LAP TIME : 1:36.268		DIFFERENCE : 0.385		
LAP	SECTOR 1	SECTOR 2	LAP TIME	MPH	DIFF	TIME OF DAY
1 -	1:01.541	44.225	1:45.766	74.20	9.498	09:33:40.713
2 -	57.222	41.956	1:39.178	79.13	2.910	09:35:19.891
3 -	55.850	41.100	1:36.950 (2)	80.94	0.682	09:36:56.841
4 -	55.576	41.401	1:36.977 (3)	80.92	0.709	09:38:33.818
5 -	55.729	IN PIT	5:25.374 P	24.12	3:49.106	09:43:59.192
6 -	OUTLAP	40.995	1:43.172	76.06	6.904	09:45:42.364
7 -	55.961	40.307	1:36.268 (1)	81.52		09:47:18.632

P3 18		BELL / RAMSAY		LCR Kawasaki - Marin Motorsport		
IDEAL LAP TIME : 1:38.349		BEST LAP TIME : 1:38.349		DIFFERENCE : 0.000		
LAP	SECTOR 1	SECTOR 2	LAP TIME	MPH	DIFF	TIME OF DAY
1 -	1:02.633	44.450	1:47.083	73.28	8.734	09:33:39.971
2 -	58.384	42.619	1:41.003	77.70	2.654	09:35:20.974
3 -	56.587	41.965	1:38.552 (2)	79.63	0.203	09:36:59.526
4 -	56.915	42.177	1:39.092 (3)	79.19	0.743	09:38:38.618
5 -	56.428	41.921	1:38.349 (1)	79.79		09:40:16.967

P4 58		KIRK / SMITHIES		LCR Yamaha - MK Racing		
IDEAL LAP TIME : 1:38.949		BEST LAP TIME : 1:38.949		DIFFERENCE : 0.000		
LAP	SECTOR 1	SECTOR 2	LAP TIME	MPH	DIFF	TIME OF DAY
1 -	1:08.619	51.747	2:00.366	65.20	21.417	09:34:13.195
2 -	1:00.506	46.492	1:46.998	73.34	8.049	09:36:00.193
3 -	1:03.002	46.881	1:49.883	71.42	10.934	09:37:50.076
4 -	1:03.349	44.508	1:47.857	72.76	8.908	09:39:37.933
5 -	59.625	42.445	1:42.070	76.88	3.121	09:41:20.003
6 -	57.345	42.284	1:39.629 (2)	78.77	0.680	09:42:59.632
7 -	59.001	42.349	1:41.350 (3)	77.43	2.401	09:44:40.982
8 -	56.698	42.251	1:38.949 (1)	79.31		09:46:19.931

P5 72		FOUND'S / WALMSLEY		DDM Suzuki - Rowtec Suzuki		
IDEAL LAP TIME : 1:38.929		BEST LAP TIME : 1:39.252		DIFFERENCE : 0.323		
LAP	SECTOR 1	SECTOR 2	LAP TIME	MPH	DIFF	TIME OF DAY
1 -	1:07.739	45.256	1:52.995	69.45	13.743	09:34:13.732
2 -	1:00.923	45.863	1:46.786	73.49	7.534	09:36:00.518
3 -	1:00.951	43.347	1:44.298	75.24	5.046	09:37:44.816
4 -	57.806	44.449	1:42.255	76.74	3.003	09:39:27.071
5 -	58.083	42.694	1:40.777	77.87	1.525	09:41:07.848
6 -	57.870	42.287	1:40.157 (3)	78.35	0.905	09:42:48.005
7 -	57.238	42.073	1:39.311 (2)	79.02	0.059	09:44:27.316
8 -	56.856	42.396	1:39.252 (1)	79.07		09:46:06.568

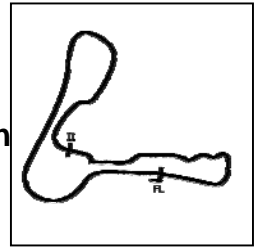
Weather / Track : Bright / Dry

Cadwell Park
Circuit Length = 2.1800 miles
Start: 09:31 Flag 09:46 End: 09:48

International Sidecar Revival Meeting

2018 Hyundai Construction Equipment British Sidecar Championship with Molson

PRACTICE - SECTOR ANALYSIS



SECTOR 1 = FL to I1, SECTOR 2 = I1 to FL, DIFF = Difference To Personal Best Lap, P = Crossed Finish Line in Pit Lane, D = Time Disallowed

P6 32		HORSPOLE / CONNELL		LCR Kawasaki - Baker Plant Hire/Sleaford Quality Foods			
IDEAL LAP TIME : 1:39.494		BEST LAP TIME : 1:39.494		DIFFERENCE : 0.000			
LAP	SECTOR 1	SECTOR 2	LAP TIME	MPH	DIFF	TIME OF DAY	
1 -	1:05.236	45.127	1:50.363	71.11	10.869	09:33:51.285	
2 -	59.708	43.378	1:43.086	76.13	3.592	09:35:34.371	
3 -	57.891	42.746	1:40.637 (3)	77.98	1.143	09:37:15.008	
4 -	57.639	42.582	1:40.221 (2)	78.30	0.727	09:38:55.229	
5 -	56.933	42.561	1:39.494 (1)	78.87		09:40:34.723	

P7 68		BRYAN / HYDE		LCR Kawasaki - CVR Global/GBM			
IDEAL LAP TIME : 1:39.682		BEST LAP TIME : 1:39.682		DIFFERENCE : 0.000			
LAP	SECTOR 1	SECTOR 2	LAP TIME	MPH	DIFF	TIME OF DAY	
1 -	1:01.968	43.892	1:45.860 (3)	74.13	6.178	09:33:42.538	
2 -	57.810	42.760	1:40.570 (2)	78.03	0.888	09:35:23.108	
3 -	56.989	42.693	1:39.682 (1)	78.73		09:37:02.790	

P8 51		GILBERT / TRITTON		LCR Yamaha - Draper Racing			
IDEAL LAP TIME : 1:42.866		BEST LAP TIME : 1:42.866		DIFFERENCE : 0.000			
LAP	SECTOR 1	SECTOR 2	LAP TIME	MPH	DIFF	TIME OF DAY	
1 -	1:10.357	48.445	1:58.802	66.06	15.936	09:34:09.079	
2 -	1:01.118	47.698	1:48.816 (3)	72.12	5.950	09:35:57.895	
3 -	1:01.153	45.437	1:46.590 (2)	73.62	3.724	09:37:44.485	
4 -	57.617	45.249	1:42.866 (1)	76.29		09:39:27.351	

P9 75		JONES / CHILD		LCR Yamaha - Harvey Fabrication			
IDEAL LAP TIME : 1:42.994		BEST LAP TIME : 1:43.532		DIFFERENCE : 0.538			
LAP	SECTOR 1	SECTOR 2	LAP TIME	MPH	DIFF	TIME OF DAY	
1 -	1:07.959	47.672	1:55.631	67.87	12.099	09:34:04.570	
2 -	1:02.443	2:01.528	3:03.971	42.65	1:20.439	09:37:08.541	
3 -	1:00.324	45.093	1:45.417	74.44	1.885	09:38:53.958	
4 -	1:00.283	43.835	1:44.118 (3)	75.37	0.586	09:40:38.076	
5 -	59.584	43.948	1:43.532 (1)	75.80		09:42:21.608	
6 -	59.159	44.588	1:43.747 (2)	75.64	0.215	09:44:05.355	

P10 19		GUY / PILMOOR-BRADY		LCR Suzuki - Yangi Motorsport			
IDEAL LAP TIME : 1:43.474		BEST LAP TIME : 1:44.177		DIFFERENCE : 0.703			
LAP	SECTOR 1	SECTOR 2	LAP TIME	MPH	DIFF	TIME OF DAY	
1 -	1:15.174	50.245	2:05.419	62.57	21.242	09:34:26.194	
2 -	1:07.262	47.509	1:54.771	68.38	10.594	09:36:20.965	
3 -	1:04.346	46.730	1:51.076	70.65	6.899	09:38:12.041	
4 -	1:01.657	44.002	1:45.659 (3)	74.27	1.482	09:39:57.700	
5 -	1:00.940	43.695	1:44.635 (2)	75.00	0.458	09:41:42.335	
6 -	1:00.184	43.993	1:44.177 (1)	75.33		09:43:26.512	
7 -	1:02.769	43.290	1:46.059	73.99	1.882	09:45:12.571	

P11 4		PEACH / EDWARDS		LCR Yamaha - Life Safety Motorsport			
IDEAL LAP TIME : 1:44.455		BEST LAP TIME : 1:44.455		DIFFERENCE : 0.000			
LAP	SECTOR 1	SECTOR 2	LAP TIME	MPH	DIFF	TIME OF DAY	
1 -	1:08.201	48.132	1:56.333	67.46	11.878	09:33:59.772	
2 -	1:03.030	45.555	1:48.585 (3)	72.27	4.130	09:35:48.357	
3 -	1:01.564	44.633	1:46.197 (2)	73.90	1.742	09:37:34.554	
4 -	1:00.307	44.148	1:44.455 (1)	75.13		09:39:19.009	

P12 7		GRAY / PITT		LCR Yamaha - Powerbiking			
IDEAL LAP TIME : 1:44.766		BEST LAP TIME : 1:44.766		DIFFERENCE : 0.000			
LAP	SECTOR 1	SECTOR 2	LAP TIME	MPH	DIFF	TIME OF DAY	
1 -	1:07.735	48.012	1:55.747	67.80	10.981	09:34:02.081	

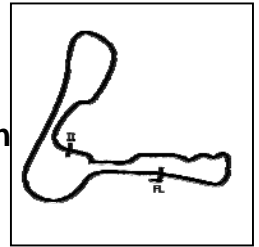
Weather / Track : Bright / Dry

Cadwell Park
Circuit Length = 2.1800 miles
Start: 09:31 Flag 09:46 End: 09:48

International Sidecar Revival Meeting

2018 Hyundai Construction Equipment British Sidecar Championship with Molson

PRACTICE - SECTOR ANALYSIS



SECTOR 1 = FL to I1, SECTOR 2 = I1 to FL, DIFF = Difference To Personal Best Lap, P = Crossed Finish Line in Pit Lane, D = Time Disallowed

2 -	1:02.607	44.642	1:47.249 (3)	73.17	2.483	09:35:49.330
3 -	1:00.993	44.823	1:45.816 (2)	74.16	1.050	09:37:35.146
4 -	1:00.215	44.551	1:44.766 (1)	74.91		09:39:19.912

P13 11	NICHOLLS / COLE		LCR Kawasaki - Highbridge Motortech			
IDEAL LAP TIME : 1:44.759		BEST LAP TIME : 1:45.664	DIFFERENCE : 0.905			
LAP	SECTOR 1	SECTOR 2	LAP TIME	MPH	DIFF	TIME OF DAY
1 -	1:10.207	48.949	1:59.156	65.86	13.492	09:34:09.726
2 -	1:03.214	46.532	1:49.746 (3)	71.51	4.082	09:35:59.472
3 -	1:03.958	IN PIT	5:05.031 P	25.72	3:19.367	09:41:04.503
4 -	OUTLAP	44.603	1:54.083	68.79	8.419	09:42:58.586
5 -	1:01.545	44.608	1:46.153 (2)	73.93	0.489	09:44:44.739
6 -	1:00.156	45.508	1:45.664 (1)	74.27		09:46:30.403

P14 100	STEVENS / CHARLWOOD		LCR Kawasaki - Quattro Plant/JG Speedfit Kawasaki			
IDEAL LAP TIME : 1:45.878		BEST LAP TIME : 1:45.878	DIFFERENCE : 0.000			
LAP	SECTOR 1	SECTOR 2	LAP TIME	MPH	DIFF	TIME OF DAY
1 -	1:19.949	50.951	2:10.900 (3)	59.95	25.022	09:34:28.259
2 -	1:09.875	3:27.714	4:37.589	28.27	2:51.711	09:39:05.848
3 -		46.209	3:52.544	33.74	2:06.666	09:42:58.392
4 -	1:04.068	44.792	1:48.860 (2)	72.09	2.982	09:44:47.252
5 -	1:01.582	44.296	1:45.878 (1)	74.12		09:46:33.130

P15 70	ARCHER / BRYANT		RS Suzuki - Hannafin			
IDEAL LAP TIME : 1:44.268		BEST LAP TIME : 1:46.778	DIFFERENCE : 2.510			
LAP	SECTOR 1	SECTOR 2	LAP TIME	MPH	DIFF	TIME OF DAY
1 -	1:11.350	53.019	2:04.369	63.10	17.591	09:34:12.668
2 -	1:04.235	44.545	1:48.780 (2)	72.14	2.002	09:36:01.448
3 -	1:02.291	47.452	1:49.743 (3)	71.51	2.965	09:37:51.191
4 -	1:03.131	46.937	1:50.068	71.30	3.290	09:39:41.259
5 -	1:03.100	43.678	1:46.778 (1)	73.49		09:41:28.037

P16 15	SHAND / BELSEY		Shand F2 Suzuki - Kevin Ashworth Timber			
IDEAL LAP TIME : 1:44.117		BEST LAP TIME : 1:47.312	DIFFERENCE : 3.195			
LAP	SECTOR 1	SECTOR 2	LAP TIME	MPH	DIFF	TIME OF DAY
1 -	1:05.703	46.935	1:52.638	69.67	5.326	09:34:13.569
2 -	1:02.550	44.762	1:47.312 (1)	73.13		09:36:00.881
3 -	1:02.079	47.008	1:49.087 (3)	71.94	1.775	09:37:49.968
4 -	1:03.209	44.644	1:47.853 (2)	72.76	0.541	09:39:37.821

P17 111	CABLE / PAWSEY		LCR Kawasaki - L&W Contractors			
IDEAL LAP TIME : 1:49.472		BEST LAP TIME : 1:49.472	DIFFERENCE : 0.000			
LAP	SECTOR 1	SECTOR 2	LAP TIME	MPH	DIFF	TIME OF DAY
1 -	1:10.965	48.283	1:59.248	65.81	9.776	09:34:01.696
2 -	1:07.422	47.765	1:55.187	68.13	5.715	09:35:56.883
3 -	1:05.340	47.379	1:52.719	69.62	3.247	09:37:49.602
4 -	1:04.455	47.029	1:51.484	70.39	2.012	09:39:41.086
5 -	1:04.656	48.209	1:52.865	69.53	3.393	09:41:33.951
6 -	1:04.418	46.374	1:50.792 (2)	70.83	1.320	09:43:24.743
7 -	1:04.174	46.671	1:50.845 (3)	70.80	1.373	09:45:15.588
8 -	1:03.291	46.181	1:49.472 (1)	71.69		09:47:05.060

P18 25	MACLAURIN / HOPE		LCR Yamaha - Blue/Fielder			
IDEAL LAP TIME : 1:49.604		BEST LAP TIME : 1:49.604	DIFFERENCE : 0.000			
LAP	SECTOR 1	SECTOR 2	LAP TIME	MPH	DIFF	TIME OF DAY
1 -	1:15.328	50.413	2:05.741	62.41	16.137	09:34:25.374
2 -	1:07.645	47.714	1:55.359 (3)	68.03	5.755	09:36:20.733
3 -	1:04.238	IN PIT	5:26.645 P	24.02	3:37.041	09:41:47.378

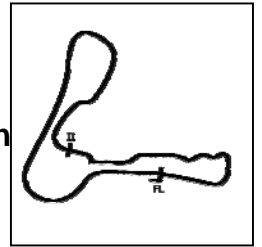
Weather / Track : Bright / Dry

Cadwell Park
Circuit Length = 2.1800 miles
Start: 09:31 Flag 09:46 End: 09:48

International Sidecar Revival Meeting

2018 Hyundai Construction Equipment British Sidecar Championship with Molson

PRACTICE - SECTOR ANALYSIS



SECTOR 1 = FL to I1, SECTOR 2 = I1 to FL, DIFF = Difference To Personal Best Lap, P = Crossed Finish Line in Pit Lane, D = Time Disallowed

4 -	OUTLAP	46.983	2:00.361	65.20	10.757	09:43:47.739
5 -	1:04.592	46.104	1:50.696 (2)	70.89	1.092	09:45:38.435
6 -	1:03.874	45.730	1:49.604 (1)	71.60		09:47:28.039

P19	10	ROBINSON / HAUXWELL	LCR Suzuki - Robinson Racing			
IDEAL LAP TIME : 1:52.856		BEST LAP TIME : 1:53.140	DIFFERENCE : 0.284			
LAP	SECTOR 1	SECTOR 2	LAP TIME	MPH	DIFF	TIME OF DAY
1 -	1:08.125	48.740	1:56.865 (2)	67.15	3.725	09:34:04.370
2 -	1:05.138	48.002	1:53.140 (1)	69.36		09:35:57.510

International Sidecar Revival Meeting

2018 Hyundai Construction Equipment British Sidecar Championship with Molson

PRACTICE - BEST SECTORS

SECTOR 1			SECTOR 2			IDEAL / BEST COMPARISON						
POS	NO	NAME	TIME	NO	NAME	TIME	POS	NO	NAME	IDEAL	BEST	DIFF
									PERFECT LAP	1:35.883		
1	6	ELLIS / RICHARDSON	55.576	6	ELLIS / RICHARDSON	40.307	1	6	ELLIS / RICHARDSON	1:35.883	1:36.268	0.385
2	18	BELL / RAMSAY	56.428	18	BELL / RAMSAY	41.921	2	18	BELL / RAMSAY	1:38.349	1:38.349	0.000
3	58	KIRK / SMITHIES	56.698	72	FOUND / WALMSLEY	42.073	3	72	FOUND / WALMSLEY	1:38.929	1:39.252	0.323
4	72	FOUND / WALMSLEY	56.856	58	KIRK / SMITHIES	42.251	4	58	KIRK / SMITHIES	1:38.949	1:38.949	0.000
5	32	HORSPOLE / CONNELL	56.933	32	HORSPOLE / CONNELL	42.561	5	32	HORSPOLE / CONNELL	1:39.494	1:39.494	0.000
6	68	BRYAN / HYDE	56.989	68	BRYAN / HYDE	42.693	6	68	BRYAN / HYDE	1:39.682	1:39.682	0.000
7	51	GILBERT / TRITTON	57.617	19	GUY / PILMOOR-BRADY	43.290	7	51	GILBERT / TRITTON	1:42.866	1:42.866	0.000
8	75	JONES / CHILD	59.159	70	ARCHER / BRYANT	43.678	8	75	JONES / CHILD	1:42.994	1:43.532	0.538
9	15	SHAND / BELSEY	59.473	75	JONES / CHILD	43.835	9	19	GUY / PILMOOR-BRADY	1:43.474	1:44.177	0.703
10	11	NICHOLLS / COLE	1:00.156	4	PEACH / EDWARDS	44.148	10	15	SHAND / BELSEY	1:44.117	1:47.312	3.195
11	19	GUY / PILMOOR-BRADY	1:00.184	100	STEVENS / CHARLWOOD	44.296	11	70	ARCHER / BRYANT	1:44.268	1:46.778	2.510
12	7	GRAY / PITT	1:00.215	7	GRAY / PITT	44.551	12	4	PEACH / EDWARDS	1:44.455	1:44.455	0.000
13	4	PEACH / EDWARDS	1:00.307	11	NICHOLLS / COLE	44.603	13	11	NICHOLLS / COLE	1:44.759	1:45.664	0.905
14	70	ARCHER / BRYANT	1:00.590	15	SHAND / BELSEY	44.644	14	7	GRAY / PITT	1:44.766	1:44.766	0.000
15	100	STEVENS / CHARLWOOD	1:01.582	51	GILBERT / TRITTON	45.249	15	100	STEVENS / CHARLWOOD	1:45.878	1:45.878	0.000
16	111	CABLE / PAWSEY	1:03.291	25	MACLAURIN / HOPE	45.730	16	111	CABLE / PAWSEY	1:49.472	1:49.472	0.000
17	25	MACLAURIN / HOPE	1:03.874	111	CABLE / PAWSEY	46.181	17	25	MACLAURIN / HOPE	1:49.604	1:49.604	0.000
18	10	ROBINSON / HAUXWELL	1:04.854	10	ROBINSON / HAUXWELL	48.002	18	10	ROBINSON / HAUXWELL	1:52.856	1:53.140	0.284
19							19	29	KERSHAW / CLARK		1:36.243	

Weather / Track : Bright / Dry

Results can be found at www.tsl-timing.com

Cadwell Park

Circuit Length = 2.1800 miles

Start: 09:31 Flag 09:46 End: 09:48

Printed - 09:58 Saturday, 23 June 2018

International Sidecar Revival Meeting

2018 Hyundai Construction Equipment British Sidecar Championship with Molson

QUALIFYING - CLASSIFICATION

POS	NO	NAME	ENTRY	TIME	ON	LAPS	GAP	DIFF	MPH
1	29	KERSHAW / CLARK	LCR Kawasaki - Molson/Santander Salt	1:33.295	8	8			84.12
2	6	ELLIS / RICHARDSON	LCR Honda - Santander Salt	1:35.053	3	7	1.758	1.758	82.56
3	18	BELL / RAMSAY	LCR Kawasaki - Marin Motorsport	1:35.371	7	10	2.076	0.318	82.28
4	68	BRYAN / HYDE	LCR Kawasaki - CVR Global/GBM	1:36.121	3	5	2.826	0.750	81.64
5	100	STEVENS / CHARLWOOD	LCR Kawasaki - Quattro Plant/JG Speedfit Kawasaki	1:36.393	8	10	3.098	0.272	81.41
6	58	KIRK / SMITHIES	LCR Yamaha - MK Racing	1:37.604	5	5	4.309	1.211	80.40
7	72	FOUND'S / WALMSLEY	DDM Suzuki - Rowtec Suzuki	1:38.248	4	6	4.953	0.644	79.88
8	32	HORSPOLE / CONNELL	LCR Kawasaki - Baker Plant Hire/Sleaford Quality Foods	1:38.633	6	7	5.338	0.385	79.56
9	51	GILBERT / TRITTON	LCR Yamaha - Draper Racing	1:40.255	5	7	6.960	1.622	78.28
10	19	GUY / PILMOOR-BRADY	LCR Suzuki - Yangi Motorsport	1:40.431	5	7	7.136	0.176	78.14
11	7	GRAY / PITT	LCR Yamaha - Powerbiking	1:40.545	5	6	7.250	0.114	78.05
12	70	ARCHER / BRYANT	RS Suzuki - Hannafin	1:40.559	8	8	7.264	0.014	78.04
13	4	PEACH / EDWARDS	LCR Yamaha - Life Safety Motorsport	1:40.958	2	3	7.663	0.399	77.73
14	75	JONES / CHILD	LCR Yamaha - Harvey Fabrication	1:41.568	5	8	8.273	0.610	77.26
15	15	SHAND / BELSEY	Shand F2 Suzuki - Kevin Ashworth Timber	1:42.610	5	5	9.315	1.042	76.48
16	11	NICHOLLS / COLE	LCR Kawasaki - Highbridge Motortech	1:43.941	8	8	10.646	1.331	75.50
17	10	ROBINSON / HAUXWELL	LCR Suzuki - Robinson Racing	1:44.961	3	4	11.666	1.020	74.77
18	111	CABLE / PAWSEY	LCR Kawasaki - L&W Contractors	1:45.589	9	9	12.294	0.628	74.32
19	25	MACLAURIN / HOPE	LCR Yamaha - Blue/Fielder	1:48.347	1	1	15.052	2.758	72.43

Weather / Track : Bright / Dry

These results are provisional until the conclusion of any judicial and technical matters.

Cadwell Park

Circuit Length = 2.1800 miles

Start: 11:05 Flag 11:27 End: 11:27

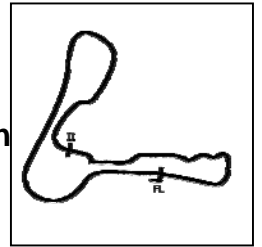
Clerk Of Course :

Timekeeper :

International Sidecar Revival Meeting

2018 Hyundai Construction Equipment British Sidecar Championship with Molson

QUALIFYING - SECTOR ANALYSIS



SECTOR 1 = FL to I1, SECTOR 2 = I1 to FL, DIFF = Difference To Personal Best Lap, P = Crossed Finish Line in Pit Lane, D = Time Disallowed

P1 29		KERSHAW / CLARK		LCR Kawasaki - Molson/Santander Salt			
IDEAL LAP TIME : 1:33.295		BEST LAP TIME : 1:33.295		DIFFERENCE : 0.000			
LAP	SECTOR 1	SECTOR 2	LAP TIME	MPH	DIFF	TIME OF DAY	
1 -	58.093	42.833	1:40.926	77.76	7.631	11:07:25.899	
2 -	54.031	40.306	1:34.337 (3)	83.19	1.042	11:09:00.236	
3 -	55.888	41.127	1:37.015	80.89	3.720	11:10:37.251	
4 -	53.725	40.146	1:33.871 (2)	83.60	0.576	11:12:11.122	
5 -	55.596	IN PIT	6:00.366 P	21.77	4:27.071	11:18:11.488	
6 -	OUTLAP	42.040	1:48.648	72.23	15.353	11:20:00.136	
7 -	54.584	40.739	1:35.323	82.33	2.028	11:21:35.459	
8 -	53.447	39.848	1:33.295 (1)	84.12		11:23:08.754	

P2 6		ELLIS / RICHARDSON		LCR Honda - Santander Salt			
IDEAL LAP TIME : 1:34.655		BEST LAP TIME : 1:35.053		DIFFERENCE : 0.398			
LAP	SECTOR 1	SECTOR 2	LAP TIME	MPH	DIFF	TIME OF DAY	
1 -	57.192	41.151	1:38.343	79.80	3.290	11:07:23.896	
2 -	54.886	40.537	1:35.423	82.24	0.370	11:08:59.319	
3 -	54.594	40.459	1:35.053 (1)	82.56		11:10:34.372	
4 -	54.402	40.939	1:35.341 (3)	82.31	0.288	11:12:09.713	
5 -	55.623	IN PIT	6:15.234 P	20.91	4:40.181	11:18:24.947	
6 -	OUTLAP	41.491	1:44.670	74.97	9.617	11:20:09.617	
7 -	54.880	40.253	1:35.133 (2)	82.49	0.080	11:21:44.750	

P3 18		BELL / RAMSAY		LCR Kawasaki - Marin Motorsport			
IDEAL LAP TIME : 1:35.315		BEST LAP TIME : 1:35.371		DIFFERENCE : 0.056			
LAP	SECTOR 1	SECTOR 2	LAP TIME	MPH	DIFF	TIME OF DAY	
1 -	1:01.610	45.975	1:47.585	72.94	12.214	11:07:49.786	
2 -	57.808	42.391	1:40.199	78.32	4.828	11:09:29.985	
3 -	55.716	41.868	1:37.584	80.42	2.213	11:11:07.569	
4 -	56.114	42.703	1:38.817	79.42	3.446	11:12:46.386	
5 -	55.352	40.822	1:36.174 (2)	81.60	0.803	11:14:22.560	
6 -	55.616	40.619	1:36.235 (3)	81.55	0.864	11:15:58.795	
7 -	54.696	40.675	1:35.371 (1)	82.28		11:17:34.166	
8 -	55.608	41.141	1:36.749	81.11	1.378	11:19:10.915	
9 -	55.053	41.221	1:36.274	81.51	0.903	11:20:47.189	
10 -	56.553	2:21.579	3:18.132	39.61	1:42.761	11:24:05.321	

P4 68		BRYAN / HYDE		LCR Kawasaki - CVR Global/GBM			
IDEAL LAP TIME : 1:35.756		BEST LAP TIME : 1:36.121		DIFFERENCE : 0.365			
LAP	SECTOR 1	SECTOR 2	LAP TIME	MPH	DIFF	TIME OF DAY	
1 -	58.250	42.429	1:40.679	77.95	4.558	11:07:26.475	
2 -	55.124	41.179	1:36.303 (2)	81.49	0.182	11:09:02.778	
3 -	54.577	41.544	1:36.121 (1)	81.64		11:10:38.899	
4 -	55.028	41.739	1:36.767 (3)	81.10	0.646	11:12:15.666	
5 -	1:00.478	46.126	1:46.604	73.61	10.483	11:14:02.270	

P5 100		STEVENS / CHARLWOOD		LCR Kawasaki - Quattro Plant/JG Speedfit Kawasaki			
IDEAL LAP TIME : 1:36.087		BEST LAP TIME : 1:36.393		DIFFERENCE : 0.306			
LAP	SECTOR 1	SECTOR 2	LAP TIME	MPH	DIFF	TIME OF DAY	
1 -	1:02.006	43.158	1:45.164	74.62	8.771	11:07:30.435	
2 -	56.963	41.554	1:38.517	79.66	2.124	11:09:08.952	
3 -	55.845	40.889	1:36.734 (2)	81.13	0.341	11:10:45.686	
4 -	55.944	41.751	1:37.695	80.33	1.302	11:12:23.381	
5 -	55.483	44.140	1:39.623	78.77	3.230	11:14:03.004	
6 -	55.913	44.705	1:40.618	77.99	4.225	11:15:43.622	
7 -	55.399	41.543	1:36.942 (3)	80.95	0.549	11:17:20.564	
8 -	55.198	41.195	1:36.393 (1)	81.41		11:18:56.957	
9 -	55.238	42.143	1:37.381	80.59	0.988	11:20:34.338	
10 -	55.438	41.647	1:37.085	80.83	0.692	11:22:11.423	

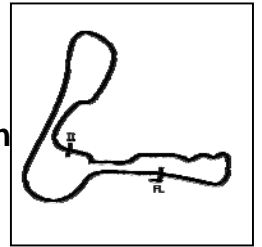
Weather / Track : Bright / Dry

Cadwell Park
Circuit Length = 2.1800 miles
Start: 11:05 Flag 11:27 End: 11:27

International Sidecar Revival Meeting

2018 Hyundai Construction Equipment British Sidecar Championship with Molson

QUALIFYING - SECTOR ANALYSIS



SECTOR 1 = FL to I1, SECTOR 2 = I1 to FL, DIFF = Difference To Personal Best Lap, P = Crossed Finish Line in Pit Lane, D = Time Disallowed

P6	58	KIRK / SMITHIES	LCR Yamaha - MK Racing			
IDEAL LAP TIME : 1:37.604		BEST LAP TIME : 1:37.604	DIFFERENCE : 0.000			

LAP	SECTOR 1	SECTOR 2	LAP TIME	MPH	DIFF	TIME OF DAY
1 -	1:02.465	43.781	1:46.246	73.86	8.642	11:07:40.791
2 -	58.662	42.711	1:41.373	77.41	3.769	11:09:22.164
3 -	59.095	41.929	1:41.024 (3)	77.68	3.420	11:11:03.188
4 -	56.565	41.633	1:38.198 (2)	79.92	0.594	11:12:41.386
5 -	56.251	41.353	1:37.604 (1)	80.40		11:14:18.990

P7	72	FOUND / WALMSLEY	DDM Suzuki - Rowtec Suzuki			
IDEAL LAP TIME : 1:38.016		BEST LAP TIME : 1:38.248	DIFFERENCE : 0.232			

LAP	SECTOR 1	SECTOR 2	LAP TIME	MPH	DIFF	TIME OF DAY
1 -	OUTLAP	42.905	1:49.754	71.50	11.506	11:08:43.046
2 -	57.684	42.633	1:40.317	78.23	2.069	11:10:23.363
3 -	57.400	42.229	1:39.629	78.77	1.381	11:12:02.992
4 -	56.509	41.739	1:38.248 (1)	79.88		11:13:41.240
5 -	56.657	42.352	1:39.009 (3)	79.26	0.761	11:15:20.249
6 -	56.277	42.046	1:38.323 (2)	79.81	0.075	11:16:58.572

P8	32	HORSPOLE / CONNELL	LCR Kawasaki - Baker Plant Hire/Sleaford Quality Foods			
IDEAL LAP TIME : 1:38.576		BEST LAP TIME : 1:38.633	DIFFERENCE : 0.057			

LAP	SECTOR 1	SECTOR 2	LAP TIME	MPH	DIFF	TIME OF DAY
1 -	59.939	42.897	1:42.836	76.31	4.203	11:07:34.184
2 -	56.962	50.660	1:47.622	72.92	8.989	11:09:21.806
3 -	1:01.808	1:47.834	2:49.642	46.26	1:11.009	11:12:11.448
4 -	58.279	42.236	1:40.515 (3)	78.07	1.882	11:13:51.963
5 -	56.851	42.057	1:38.908 (2)	79.34	0.275	11:15:30.871
6 -	56.519	42.114	1:38.633 (1)	79.56		11:17:09.504
7 -	58.208	42.867	1:41.075	77.64	2.442	11:18:50.579

P9	51	GILBERT / TRITTON	LCR Yamaha - Draper Racing			
IDEAL LAP TIME : 1:40.255		BEST LAP TIME : 1:40.255	DIFFERENCE : 0.000			

LAP	SECTOR 1	SECTOR 2	LAP TIME	MPH	DIFF	TIME OF DAY
1 -	1:06.157	48.487	1:54.644	68.45	14.389	11:08:03.923
2 -	58.217	43.501	1:41.718 (3)	77.15	1.463	11:09:45.641
3 -	57.047	45.241	1:42.288	76.72	2.033	11:11:27.929
4 -	57.188	44.440	1:41.628 (2)	77.22	1.373	11:13:09.557
5 -	56.952	43.303	1:40.255 (1)	78.28		11:14:49.812
6 -	58.645	5:50.055	6:48.700	19.20	5:08.445	11:21:38.512
7 -	1:06.144	46.595	1:52.739	69.61	12.484	11:23:31.251

P10	19	GUY / PILMOOR-BRADY	LCR Suzuki - Yangi Motorsport			
IDEAL LAP TIME : 1:39.552		BEST LAP TIME : 1:40.431	DIFFERENCE : 0.879			

LAP	SECTOR 1	SECTOR 2	LAP TIME	MPH	DIFF	TIME OF DAY
1 -	1:02.409	43.435	1:45.844	74.14	5.413	11:07:38.033
2 -	59.226	44.584	1:43.810	75.60	3.379	11:09:21.843
3 -	59.950	42.882	1:42.832 (3)	76.31	2.401	11:11:04.675
4 -	57.344	43.601	1:40.945 (2)	77.74	0.514	11:12:45.620
5 -	58.223	42.208	1:40.431 (1)	78.14		11:14:26.051
6 -	59.072	IN PIT	8:03.325 P	16.23	6:22.894	11:22:29.376
7 -	OUTLAP	43.514	1:54.487	68.54	14.056	11:24:23.863

P11	7	GRAY / PITT	LCR Yamaha - Powerbiking			
IDEAL LAP TIME : 1:40.334		BEST LAP TIME : 1:40.545	DIFFERENCE : 0.211			

LAP	SECTOR 1	SECTOR 2	LAP TIME	MPH	DIFF	TIME OF DAY
1 -	1:01.254	45.304	1:46.558	73.65	6.013	11:07:50.885
2 -	1:01.375	42.924	1:44.299	75.24	3.754	11:09:35.184

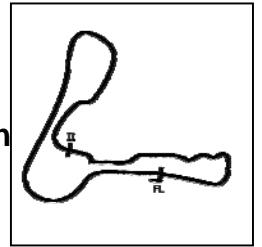
Weather / Track : Bright / Dry

Cadwell Park
Circuit Length = 2.1800 miles
Start: 11:05 Flag 11:27 End: 11:27

International Sidecar Revival Meeting

2018 Hyundai Construction Equipment British Sidecar Championship with Molson

QUALIFYING - SECTOR ANALYSIS



SECTOR 1 = FL to I1, SECTOR 2 = I1 to FL, DIFF = Difference To Personal Best Lap, P = Crossed Finish Line in Pit Lane, D = Time Disallowed

3 -	58.084	43.572	1:41.656	77.20	1.111	11:11:16.840
4 -	58.023	42.720	1:40.743 (3)	77.90	0.198	11:12:57.583
5 -	58.053	42.492	1:40.545 (1)	78.05		11:14:38.128
6 -	57.842	42.795	1:40.637 (2)	77.98	0.092	11:16:18.765

P12	70	ARCHER / BRYANT	RS Suzuki - Hannafin			
IDEAL LAP TIME : 1:40.453		BEST LAP TIME : 1:40.559		DIFFERENCE : 0.106		
LAP	SECTOR 1	SECTOR 2	LAP TIME	MPH	DIFF	TIME OF DAY
1 -	1:03.500	43.992	1:47.492	73.01	6.933	11:07:40.195
2 -	59.829	42.972	1:42.801	76.34	2.242	11:09:22.996
3 -	59.360	42.973	1:42.333 (3)	76.69	1.774	11:11:05.329
4 -	58.172	42.579	1:40.751 (2)	77.89	0.192	11:12:46.080
5 -	58.564	2:46.718	3:45.282	34.83	2:04.723	11:16:31.362
6 -	59.338	45.618	1:44.956	74.77	4.397	11:18:16.318
7 -	1:02.440	43.308	1:45.748	74.21	5.189	11:20:02.066
8 -	57.874	42.685	1:40.559 (1)	78.04		11:21:42.625

P13	4	PEACH / EDWARDS	LCR Yamaha - Life Safety Motorsport			
IDEAL LAP TIME : 1:40.735		BEST LAP TIME : 1:40.958		DIFFERENCE : 0.223		
LAP	SECTOR 1	SECTOR 2	LAP TIME	MPH	DIFF	TIME OF DAY
1 -	1:01.395	43.306	1:44.701 (3)	74.95	3.743	11:07:32.657
2 -	58.077	42.881	1:40.958 (1)	77.73		11:09:13.615
3 -	57.854	43.189	1:41.043 (2)	77.67	0.085	11:10:54.658

P14	75	JONES / CHILD	LCR Yamaha - Harvey Fabrication			
IDEAL LAP TIME : 1:41.071		BEST LAP TIME : 1:41.568		DIFFERENCE : 0.497		
LAP	SECTOR 1	SECTOR 2	LAP TIME	MPH	DIFF	TIME OF DAY
1 -	1:01.535	44.128	1:45.663	74.27	4.095	11:07:42.194
2 -	59.350	43.437	1:42.787	76.35	1.219	11:09:24.981
3 -	59.111	43.023	1:42.134 (2)	76.84	0.566	11:11:07.115
4 -	59.260	43.124	1:42.384	76.65	0.816	11:12:49.499
5 -	58.048	43.520	1:41.568 (1)	77.26		11:14:31.067
6 -	59.033	4:24.928	5:23.961	24.22	3:42.393	11:19:55.028
7 -	59.515	44.379	1:43.894	75.53	2.326	11:21:38.922
8 -	58.804	43.462	1:42.266 (3)	76.74	0.698	11:23:21.188

P15	15	SHAND / BELSEY	Shand F2 Suzuki - Kevin Ashworth Timber			
IDEAL LAP TIME : 1:42.121		BEST LAP TIME : 1:42.610		DIFFERENCE : 0.489		
LAP	SECTOR 1	SECTOR 2	LAP TIME	MPH	DIFF	TIME OF DAY
1 -	1:02.004	46.140	1:48.144	72.57	5.534	11:07:50.692
2 -	59.536	43.653	1:43.189	76.05	0.579	11:09:33.881
3 -	58.709	44.053	1:42.762 (2)	76.37	0.152	11:11:16.643
4 -	59.644	43.464	1:43.108 (3)	76.11	0.498	11:12:59.751
5 -	59.198	43.412	1:42.610 (1)	76.48		11:14:42.361

P16	11	NICHOLLS / COLE	LCR Kawasaki - Highbridge Motortech			
IDEAL LAP TIME : 1:43.581		BEST LAP TIME : 1:43.941		DIFFERENCE : 0.360		
LAP	SECTOR 1	SECTOR 2	LAP TIME	MPH	DIFF	TIME OF DAY
1 -	1:02.617	44.885	1:47.502	73.00	3.561	11:07:51.980
2 -	1:02.026	45.843	1:47.869	72.75	3.928	11:09:39.849
3 -	1:00.383	44.386	1:44.769	74.90	0.828	11:11:24.618
4 -	59.975	44.411	1:44.386 (3)	75.18	0.445	11:13:09.004
5 -	1:00.209	43.939	1:44.148 (2)	75.35	0.207	11:14:53.152
6 -	59.729	45.310	1:45.039	74.71	1.098	11:16:38.191
7 -	1:00.974	4:37.966	5:38.940	23.15	3:54.999	11:22:17.131
8 -	1:00.089	43.852	1:43.941 (1)	75.50		11:24:01.072

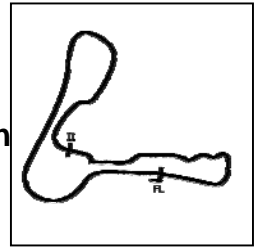
Weather / Track : Bright / Dry

Cadwell Park
Circuit Length = 2.1800 miles
Start: 11:05 Flag 11:27 End: 11:27

International Sidecar Revival Meeting

2018 Hyundai Construction Equipment British Sidecar Championship with Molson

QUALIFYING - SECTOR ANALYSIS



SECTOR 1 = FL to I1, SECTOR 2 = I1 to FL, DIFF = Difference To Personal Best Lap, P = Crossed Finish Line in Pit Lane, D = Time Disallowed

P17 10		ROBINSON / HAUXWELL		LCR Suzuki - Robinson Racing			
IDEAL LAP TIME : 1:44.961		BEST LAP TIME : 1:44.961		DIFFERENCE : 0.000			
LAP	SECTOR 1	SECTOR 2	LAP TIME	MPH	DIFF	TIME OF DAY	
1 -	1:02.256	45.661	1:47.917	72.72	2.956	11:13:58.318	
2 -	1:00.302	46.469	1:46.771 (3)	73.50	1.810	11:15:45.089	
3 -	1:00.102	44.859	1:44.961 (1)	74.77		11:17:30.050	
4 -	1:00.139	45.463	1:45.602 (2)	74.31	0.641	11:19:15.652	

P18 111		CABLE / PAWSEY		LCR Kawasaki - L&W Contractors			
IDEAL LAP TIME : 1:45.430		BEST LAP TIME : 1:45.589		DIFFERENCE : 0.159			
LAP	SECTOR 1	SECTOR 2	LAP TIME	MPH	DIFF	TIME OF DAY	
1 -	1:04.846	47.577	1:52.423	69.80	6.834	11:07:50.360	
2 -	1:03.436	45.677	1:49.113	71.92	3.524	11:09:39.473	
3 -	1:02.529	45.718	1:48.247	72.50	2.658	11:11:27.720	
4 -	1:01.518	45.799	1:47.317	73.12	1.728	11:13:15.037	
5 -	1:01.382	45.581	1:46.963	73.37	1.374	11:15:02.000	
6 -	1:01.219	44.784	1:46.003 (3)	74.03	0.414	11:16:48.003	
7 -	1:00.977	44.933	1:45.910 (2)	74.10	0.321	11:18:33.913	
8 -	1:01.324	45.092	1:46.416	73.74	0.827	11:20:20.329	
9 -	1:00.646	44.943	1:45.589 (1)	74.32		11:22:05.918	

P19 25		MACLAURIN / HOPE		LCR Yamaha - Blue/Fielder			
IDEAL LAP TIME : 1:45.662		BEST LAP TIME : 1:48.347		DIFFERENCE : 2.685			
LAP	SECTOR 1	SECTOR 2	LAP TIME	MPH	DIFF	TIME OF DAY	
1 -	1:03.408	44.939	1:48.347 (1)	72.43		11:07:54.360	

International Sidecar Revival Meeting

2018 Hyundai Construction Equipment British Sidecar Championship with Molson

QUALIFYING - BEST SECTORS

SECTOR 1				SECTOR 2				IDEAL / BEST COMPARISON				
POS	NO	NAME	TIME	NO	NAME	TIME	POS	NO	NAME	IDEAL	BEST	DIFF
									PERFECT LAP	1:33.295		
1	29	KERSHAW / CLARK	53.447	29	KERSHAW / CLARK	39.848	1	29	KERSHAW / CLARK	1:33.295	1:33.295	0.000
2	6	ELLIS / RICHARDSON	54.402	6	ELLIS / RICHARDSON	40.253	2	6	ELLIS / RICHARDSON	1:34.655	1:35.053	0.398
3	68	BRYAN / HYDE	54.577	18	BELL / RAMSAY	40.619	3	18	BELL / RAMSAY	1:35.315	1:35.371	0.056
4	18	BELL / RAMSAY	54.696	100	STEVENS / CHARLWOOD	40.889	4	68	BRYAN / HYDE	1:35.756	1:36.121	0.365
5	100	STEVENS / CHARLWOOD	55.198	68	BRYAN / HYDE	41.179	5	100	STEVENS / CHARLWOOD	1:36.087	1:36.393	0.306
6	58	KIRK / SMITHIES	56.251	58	KIRK / SMITHIES	41.353	6	58	KIRK / SMITHIES	1:37.604	1:37.604	0.000
7	72	FOUND / WALMSLEY	56.277	72	FOUND / WALMSLEY	41.739	7	72	FOUND / WALMSLEY	1:38.016	1:38.248	0.232
8	32	HORSPOLE / CONNELL	56.519	32	HORSPOLE / CONNELL	42.057	8	32	HORSPOLE / CONNELL	1:38.576	1:38.633	0.057
9	51	GILBERT / TRITTON	56.952	19	GUY / PILMOOR-BRADY	42.208	9	19	GUY / PILMOOR-BRADY	1:39.552	1:40.431	0.879
10	19	GUY / PILMOOR-BRADY	57.344	7	GRAY / PITT	42.492	10	51	GILBERT / TRITTON	1:40.255	1:40.255	0.000
11	7	GRAY / PITT	57.842	70	ARCHER / BRYANT	42.579	11	7	GRAY / PITT	1:40.334	1:40.545	0.211
12	4	PEACH / EDWARDS	57.854	4	PEACH / EDWARDS	42.881	12	70	ARCHER / BRYANT	1:40.453	1:40.559	0.106
13	70	ARCHER / BRYANT	57.874	75	JONES / CHILD	43.023	13	4	PEACH / EDWARDS	1:40.735	1:40.958	0.223
14	75	JONES / CHILD	58.048	51	GILBERT / TRITTON	43.303	14	75	JONES / CHILD	1:41.071	1:41.568	0.497
15	15	SHAND / BELSEY	58.709	15	SHAND / BELSEY	43.412	15	15	SHAND / BELSEY	1:42.121	1:42.610	0.489
16	11	NICHOLLS / COLE	59.729	11	NICHOLLS / COLE	43.852	16	11	NICHOLLS / COLE	1:43.581	1:43.941	0.360
17	10	ROBINSON / HAUXWELL	1:00.102	111	CABLE / PAWSEY	44.784	17	10	ROBINSON / HAUXWELL	1:44.961	1:44.961	0.000
18	111	CABLE / PAWSEY	1:00.646	10	ROBINSON / HAUXWELL	44.859	18	111	CABLE / PAWSEY	1:45.430	1:45.589	0.159
19	25	MACLAURIN / HOPE	1:00.723	25	MACLAURIN / HOPE	44.939	19	25	MACLAURIN / HOPE	1:45.662	1:48.347	2.685

Weather / Track : Bright / Dry

Cadwell Park
 Circuit Length = 2.1800 miles
 Start: 11:05 Flag 11:27 End: 11:27

Results can be found at www.tsl-timing.com

Printed - 11:31 Saturday, 23 June 2018

International Sidecar Revival Meeting

2018 Hyundai Construction Equipment British Sidecar Championship with Molson

RACE 3 - GRID (12 Laps)

ROW 10	19	25	1:48.347	MACLAURIN / HOPE
ROW 9	17	10	1:44.961	ROBINSON / HAUXWELL
	18	111	1:45.589	CABLE / PAWSEY
ROW 8	15	15	1:42.610	SHAND / BELSEY
	16	11	1:43.941	NICHOLLS / COLE
ROW 7	13	4	1:40.958	PEACH / EDWARDS
	14	75	1:41.568	JONES / CHILD
ROW 6	11	7	1:40.545	GRAY / PITT
	12	70	1:40.559	ARCHER / BRYANT
ROW 5	9	51	1:40.255	GILBERT / TRITTON
	10	19	1:40.431	GUY / PILMOOR-BRADY
ROW 4	7	72	1:38.248	FOUND'S / WALMSLEY
	8	32	1:38.633	HORSPOLE / CONNELL
ROW 3	5	100	1:36.393	STEVENS / CHARLWOOD
	6	58	1:37.604	KIRK / SMITHIES
ROW 2	3	18	1:35.371	BELL / RAMSAY
	4	68	1:36.121	BRYAN / HYDE
ROW 1	1	29	1:33.295	KERSHAW / CLARK
	2	6	1:35.053	ELLIS / RICHARDSON
				Pole

Cadwell Park
Circuit Length = 2.1800 miles

These results are provisional until the conclusion of any judicial and technical matters.

Clerk Of Course :	Timekeeper :
-------------------	--------------

International Sidecar Revival Meeting



2018 Hyundai Construction Equipment British Sidecar Championship with Molson

RACE 3 - CLASSIFICATION

POS	NO	CL	PIC NAME	ENTRY	LAPS	TIME	GAP	DIFF	MPH	BEST	ON
1	29		1 KERSHAW / CLARK	LCR Kawasaki - Molson/Santander Salt	10	15:52.375			82.40	1:34.044	8
2	6	C	1 ELLIS / RICHARDSON	LCR Honda - Santander Salt	10	16:02.168	9.793	9.793	81.56	1:34.776	7
3	18		2 BELL / RAMSAY	LCR Kawasaki - Marin Motorsport	10	16:11.014	18.639	8.846	80.82	1:35.288	5
4	68		3 BRYAN / HYDE	LCR Kawasaki - CVR Global/GBM	10	16:14.290	21.915	3.276	80.55	1:36.036	5
5	100	C	2 STEVENS / CHARLWOOD	LCR Kawasaki - Quattro Plant/JG Speedfit Kawasaki	10	16:23.207	30.832	8.917	79.82	1:36.560	5
6	58	C	3 KIRK / SMITHIES	LCR Yamaha - MK Racing	10	16:29.257	36.882	6.050	79.33	1:37.583	6
7	32		4 HORSPOLE / CONNELL	LCR Kawasaki - Baker Plant Hire/Sleaford Quality F	10	16:41.386	49.011	12.129	78.37	1:37.678	3
8	19		5 GUY / PILMOOR-BRADY	LCR Suzuki - Yangi Motorsport	10	16:42.620	50.245	1.234	78.27	1:37.554	3
9	51		6 GILBERT / TRITTON	LCR Yamaha - Draper Racing	10	17:03.668	1:11.293	21.048	76.66	1:39.767	2
10	4	C	4 PEACH / EDWARDS	LCR Yamaha - Life Safety Motorsport	10	17:07.407	1:15.032	3.739	76.38	1:40.115	5
11	11		7 NICHOLLS / COLE	LCR Kawasaki - Highbridge Motortech	10	17:11.883	1:19.508	4.476	76.05	1:41.321	6
12	7	C	5 GRAY / PITT	LCR Yamaha - Powerbiking	10	17:12.490	1:20.115	0.607	76.01	1:40.980	5
13	70		8 ARCHER / BRYANT	RS Suzuki - Hannafin	10	17:15.659	1:23.284	3.169	75.77	1:40.975	2
14	15	C	6 SHAND / BELSEY	Shand F2 Suzuki - Kevin Ashworth Timber	10	17:25.626	1:33.251	9.967	75.05	1:42.720	5
15	75		9 JONES / NIX	LCR Yamaha - Harvey Fabrication	9	15:52.962	1 Lap	1 Lap	74.11	1:43.338	7
16	10		10 ROBINSON / HAUXWELL	LCR Suzuki - Robinson Racing	9	15:55.212	1 Lap	2.250	73.94	1:44.033	2
17	111		11 CABLE / PAWSEY	LCR Kawasaki - L&W Contractors	9	16:12.385	1 Lap	17.173	72.63	1:45.563	9

NOT CLASSIFIED

DNF	72	C	FOUND / WALMSLEY	DDM Suzuki - Rowtec Suzuki	0						
-----	----	---	------------------	----------------------------	---	--	--	--	--	--	--

FASTEST LAP

29			KERSHAW / CLARK	LCR Kawasaki - Molson/Santander Salt	8	1:34.044		83.45 mph		134.30 kph	
6		C	ELLIS / RICHARDSON	LCR Honda - Santander Salt	7	1:34.776		82.80 mph		133.26 kph	

Weather / Track : Bright / Dry

These results are provisional until the conclusion of any judicial and technical matters.

Cadwell Park

Circuit Length = 2.1800 miles

Start: 15:06 Flag 15:22 End: 15:24

Clerk Of Course :	Timekeeper :
-------------------	--------------

International Sidecar Revival Meeting

2018 Hyundai Construction Equipment British Sidecar Championship with Molson

RACE 3 - LAP CHART

LAP 1 @ 15:07:56.105		
NO	BEHIND	LAP TIME

29		1:41.237
68	1.081	1:42.318
6	1.492	1:42.729
18	1.582	1:42.819
32	4.209	1:45.446
100	4.757	1:45.994
19	5.341	1:46.578
58	5.789	1:47.026
70	6.791	1:48.028
51	9.313	1:50.550
11	10.198	1:51.435
7	11.036	1:52.273
4	11.393	1:52.630
10	12.352	1:53.589
15	12.946	1:54.183
75	14.660	1:55.897
111	16.283	1:57.520

LAP 4 @ 15:12:39.922		
NO	BEHIND	LAP TIME

29		1:34.765
6	4.835	1:34.839
18	5.523	1:36.157
68	6.806	1:36.123
100	14.821	1:37.856
32	16.321	1:40.008
19	16.596	1:39.441
58	17.014	1:38.584
51	27.935	1:40.684
4	30.082	1:40.213
70	31.830	1:45.152
7	35.160	1:42.885
11	35.564	1:43.749
15	42.198	1:43.848
10	43.431	1:45.697
75	43.855	1:44.022
111	53.825	1:47.384

LAP 7 @ 15:17:22.969		
NO	BEHIND	LAP TIME

29		1:34.094
6	6.324	1:34.776
18	9.291	1:36.178
68	12.887	1:36.829
100	22.286	1:37.292
58	27.901	1:37.905
32	31.731	1:39.569
19	32.367	1:39.835
51	47.597	1:41.703
4	51.903	1:41.253
70	57.674	1:43.111
7	58.191	1:42.939
11	58.570	1:43.024
15	1:08.210	1:43.097
75	1:13.469	1:43.338
10	1:16.452	1:45.478
111	1:32.265	1:46.288

6	9.793	1:36.730
18	18.639	1:39.650
111	1 Lap	1:45.563
68	21.915	1:38.775
100	30.832	1:38.852
58	36.882	1:37.956
32	49.011	1:41.445
19	50.245	1:41.862
51	1:11.293	1:42.958
4	1:15.032	1:42.267
11	1:19.508	1:41.459
7	1:20.115	1:41.217
70	1:23.284	1:43.187
15	1:33.251	1:43.450

LAP 2 @ 15:09:30.719		
NO	BEHIND	LAP TIME

29		1:34.614
18	2.655	1:35.687
6	2.944	1:36.066
68	3.834	1:37.367
32	7.838	1:38.243
100	8.410	1:38.267
19	8.804	1:38.077
58	9.925	1:38.750
70	13.152	1:40.975
51	14.466	1:39.767
4	18.424	1:41.645
11	19.361	1:43.777
7	19.869	1:43.447
10	21.771	1:44.033
15	22.361	1:44.029
75	25.412	1:45.366
111	28.533	1:46.864

LAP 5 @ 15:14:14.486		
NO	BEHIND	LAP TIME

29		1:34.564
6	5.172	1:34.901
18	6.247	1:35.288
68	8.278	1:36.036
100	16.817	1:36.560
58	20.896	1:38.446
32	21.598	1:39.841
19	22.558	1:40.526
51	33.701	1:40.330
4	35.633	1:40.115
70	40.399	1:43.133
7	41.576	1:40.980
11	42.708	1:41.708
15	50.354	1:42.720
10	54.345	1:45.478
75	54.670	1:45.379
111	1:07.062	1:47.801

LAP 8 @ 15:18:57.013		
NO	BEHIND	LAP TIME

29		1:34.044
6	7.250	1:34.970
18	11.808	1:36.561
68	15.854	1:37.011
100	25.567	1:37.325
58	31.549	1:37.692
32	37.293	1:39.606
19	39.028	1:40.705
51	56.516	1:42.963
4	59.429	1:41.570
70	1:06.061	1:42.431
11	1:06.668	1:42.142
7	1:07.791	1:43.644
15	1:17.175	1:43.009
75	1:23.885	1:44.460
10	1:27.829	1:45.421

LAP 3 @ 15:11:05.157		
NO	BEHIND	LAP TIME

29		1:34.438
18	4.131	1:35.914
6	4.761	1:36.255
68	5.448	1:36.052
32	11.078	1:37.678
100	11.730	1:37.758
19	11.920	1:37.554
58	13.195	1:37.708
70	21.443	1:42.729
51	22.016	1:41.988
4	24.634	1:40.648
11	26.580	1:41.657
7	27.040	1:41.609
10	32.499	1:45.166
15	33.115	1:45.192
75	34.598	1:43.624
111	41.206	1:47.111

LAP 6 @ 15:15:48.875		
NO	BEHIND	LAP TIME

29		1:34.389
6	5.642	1:34.859
18	7.207	1:35.349
68	10.152	1:36.263
100	19.088	1:36.660
58	24.090	1:37.583
32	26.256	1:39.047
19	26.626	1:38.457
51	39.988	1:40.676
4	44.744	1:43.500
70	48.657	1:42.647
7	49.346	1:42.159
11	49.640	1:41.321
15	59.207	1:43.242
75	1:04.225	1:43.944
10	1:05.068	1:45.112
111	1:20.071	1:47.398

LAP 9 @ 15:20:31.766		
NO	BEHIND	LAP TIME

29		1:34.753
6	8.540	1:36.043
111	1 Lap	1:46.456
18	14.466	1:37.411
68	18.617	1:37.516
100	27.457	1:36.643
58	34.403	1:37.607
32	43.043	1:40.503
19	43.860	1:39.585
51	1:03.812	1:42.049
4	1:08.242	1:43.566
11	1:13.526	1:41.611
7	1:14.375	1:41.337
70	1:15.574	1:44.266
15	1:25.278	1:42.856

LAP 10 @ 15:22:07.243		
NO	BEHIND	LAP TIME

29		1:35.477
75	1 Lap	1:46.932
10	1 Lap	1:45.238

Weather / Track : Bright / Dry

Results can be found at www.tsl-timing.com

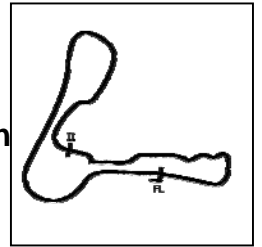
Cadwell Park
Circuit Length = 2.1800 miles
Start: 15:06 Flag 15:22 End: 15:24

Printed - 15:28 Saturday, 23 June 2018

International Sidecar Revival Meeting

2018 Hyundai Construction Equipment British Sidecar Championship with Molson

RACE 3 - SECTOR ANALYSIS



SECTOR 1 = FL to I1, SECTOR 2 = I1 to FL, DIFF = Difference To Personal Best Lap, P = Crossed Finish Line in Pit Lane, D = Time Disallowed

P1 29		KERSHAW / CLARK		LCR Kawasaki - Molson/Santander Salt		
IDEAL LAP TIME : 1:33.940		BEST LAP TIME : 1:34.044		DIFFERENCE : 0.104		
LAP	SECTOR 1	SECTOR 2	LAP TIME	MPH	DIFF	TIME OF DAY
1 -		40.844	1:41.237	77.52	7.193	15:07:56.105
2 -	54.093	40.521	1:34.614	82.94	0.570	15:09:30.719
3 -	53.691	40.747	1:34.438	83.10	0.394	15:11:05.157
4 -	54.116	40.649	1:34.765	82.81	0.721	15:12:39.922
5 -	54.140	40.424	1:34.564	82.99	0.520	15:14:14.486
6 -	53.924	40.465	1:34.389 (3)	83.14	0.345	15:15:48.875
7 -	53.647	40.447	1:34.094 (2)	83.40	0.050	15:17:22.969
8 -	53.751	40.293	1:34.044 (1)	83.45		15:18:57.013
9 -	54.100	40.653	1:34.753	82.82	0.709	15:20:31.766
10 -	53.962	41.515	1:35.477	82.19	1.433	15:22:07.243

P2 6 C		ELLIS / RICHARDSON		LCR Honda - Santander Salt		
IDEAL LAP TIME : 1:34.453		BEST LAP TIME : 1:34.776		DIFFERENCE : 0.323		
LAP	SECTOR 1	SECTOR 2	LAP TIME	MPH	DIFF	TIME OF DAY
1 -		41.427	1:42.729	76.39	7.953	15:07:57.597
2 -	55.635	40.431	1:36.066	81.69	1.290	15:09:33.663
3 -	54.565	41.690	1:36.255	81.53	1.479	15:11:09.918
4 -	54.278	40.561	1:34.839 (2)	82.75	0.063	15:12:44.757
5 -	54.394	40.507	1:34.901	82.69	0.125	15:14:19.658
6 -	54.682	40.177	1:34.859 (3)	82.73	0.083	15:15:54.517
7 -	54.601	40.175	1:34.776 (1)	82.80		15:17:29.293
8 -	54.746	40.224	1:34.970	82.63	0.194	15:19:04.263
9 -	54.844	41.199	1:36.043	81.71	1.267	15:20:40.306
10 -	55.476	41.254	1:36.730	81.13	1.954	15:22:17.036

P3 18		BELL / RAMSAY		LCR Kawasaki - Marin Motorsport		
IDEAL LAP TIME : 1:35.178		BEST LAP TIME : 1:35.288		DIFFERENCE : 0.110		
LAP	SECTOR 1	SECTOR 2	LAP TIME	MPH	DIFF	TIME OF DAY
1 -		40.652	1:42.819	76.32	7.531	15:07:57.687
2 -	54.685	41.002	1:35.687 (3)	82.01	0.399	15:09:33.374
3 -	54.697	41.217	1:35.914	81.82	0.626	15:11:09.288
4 -	54.808	41.349	1:36.157	81.61	0.869	15:12:45.445
5 -	54.540	40.748	1:35.288 (1)	82.36		15:14:20.733
6 -	54.526	40.823	1:35.349 (2)	82.30	0.061	15:15:56.082
7 -	54.631	41.547	1:36.178	81.59	0.890	15:17:32.260
8 -	55.453	41.108	1:36.561	81.27	1.273	15:19:08.821
9 -	55.993	41.418	1:37.411	80.56	2.123	15:20:46.232
10 -	56.499	43.151	1:39.650	78.75	4.362	15:22:25.882

P4 68		BRYAN / HYDE		LCR Kawasaki - CVR Global/GBM		
IDEAL LAP TIME : 1:35.713		BEST LAP TIME : 1:36.036		DIFFERENCE : 0.323		
LAP	SECTOR 1	SECTOR 2	LAP TIME	MPH	DIFF	TIME OF DAY
1 -		41.281	1:42.318	76.70	6.282	15:07:57.186
2 -	56.228	41.139	1:37.367	80.60	1.331	15:09:34.553
3 -	54.899	41.153	1:36.052 (2)	81.70	0.016	15:11:10.605
4 -	54.986	41.137	1:36.123 (3)	81.64	0.087	15:12:46.728
5 -	54.639	41.397	1:36.036 (1)	81.72		15:14:22.764
6 -	55.189	41.074	1:36.263	81.52	0.227	15:15:59.027
7 -	55.505	41.324	1:36.829	81.05	0.793	15:17:35.856
8 -	55.557	41.454	1:37.011	80.89	0.975	15:19:12.867
9 -	56.058	41.458	1:37.516	80.47	1.480	15:20:50.383
10 -	56.681	42.094	1:38.775	79.45	2.739	15:22:29.158

P5 100		STEVENS / CHARLWOOD		LCR Kawasaki - Quattro Plant/JG Speedfit Kawasaki		
IDEAL LAP TIME : 1:36.231		BEST LAP TIME : 1:36.560		DIFFERENCE : 0.329		
LAP	SECTOR 1	SECTOR 2	LAP TIME	MPH	DIFF	TIME OF DAY

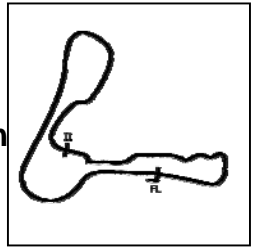
Weather / Track : Bright / Dry

Cadwell Park
Circuit Length = 2.1800 miles
Start: 15:06 Flag 15:22 End: 15:24

International Sidecar Revival Meeting

2018 Hyundai Construction Equipment British Sidecar Championship with Molson

RACE 3 - SECTOR ANALYSIS



SECTOR 1 = FL to I1, SECTOR 2 = I1 to FL, DIFF = Difference To Personal Best Lap, P = Crossed Finish Line in Pit Lane, D = Time Disallowed

1 -		42.308	1:45.994	74.04	9.434	15:08:00.862
2 -	56.085	42.182	1:38.267	79.86	1.707	15:09:39.129
3 -	55.658	42.100	1:37.758	80.28	1.198	15:11:16.887
4 -	56.463	41.393	1:37.856	80.20	1.296	15:12:54.743
5 -	55.615	40.945	1:36.560 (1)	81.27		15:14:31.303
6 -	55.448	41.212	1:36.660 (3)	81.19	0.100	15:16:07.963
7 -	55.332	41.960	1:37.292	80.66	0.732	15:17:45.255
8 -	55.671	41.654	1:37.325	80.63	0.765	15:19:22.580
9 -	55.286	41.357	1:36.643 (2)	81.20	0.083	15:20:59.223
10 -	56.094	42.758	1:38.852	79.39	2.292	15:22:38.075

P6 58 C KIRK / SMITHIES			LCR Yamaha - MK Racing			
IDEAL LAP TIME : 1:37.313		BEST LAP TIME : 1:37.583	DIFFERENCE : 0.270			
LAP	SECTOR 1	SECTOR 2	LAP TIME	MPH	DIFF	TIME OF DAY
1 -		41.888	1:47.026	73.32	9.443	15:08:01.894
2 -	56.586	42.164	1:38.750	79.47	1.167	15:09:40.644
3 -	56.102	41.606	1:37.708	80.32	0.125	15:11:18.352
4 -	56.138	42.446	1:38.584	79.60	1.001	15:12:56.936
5 -	56.598	41.848	1:38.446	79.71	0.863	15:14:35.382
6 -	56.006	41.577	1:37.583 (1)	80.42		15:16:12.965
7 -	56.160	41.745	1:37.905	80.16	0.322	15:17:50.870
8 -	56.071	41.621	1:37.692 (3)	80.33	0.109	15:19:28.562
9 -	56.300	41.307	1:37.607 (2)	80.40	0.024	15:21:06.169
10 -	56.346	41.610	1:37.956	80.11	0.373	15:22:44.125

P7 32 HORSPOLE / CONNELL			LCR Kawasaki - Baker Plant Hire/Sleaford Quality Foods			
IDEAL LAP TIME : 1:37.603		BEST LAP TIME : 1:37.678	DIFFERENCE : 0.075			
LAP	SECTOR 1	SECTOR 2	LAP TIME	MPH	DIFF	TIME OF DAY
1 -		42.200	1:45.446	74.42	7.768	15:08:00.314
2 -	56.426	41.817	1:38.243 (2)	79.88	0.565	15:09:38.557
3 -	55.786	41.892	1:37.678 (1)	80.34		15:11:16.235
4 -	57.409	42.599	1:40.008	78.47	2.330	15:12:56.243
5 -	56.914	42.927	1:39.841	78.60	2.163	15:14:36.084
6 -	56.774	42.273	1:39.047 (3)	79.23	1.369	15:16:15.131
7 -	57.122	42.447	1:39.569	78.82	1.891	15:17:54.700
8 -	56.950	42.656	1:39.606	78.79	1.928	15:19:34.306
9 -	57.511	42.992	1:40.503	78.08	2.825	15:21:14.809
10 -	58.479	42.966	1:41.445	77.36	3.767	15:22:56.254

P8 19 GUY / PILMOOR-BRADY			LCR Suzuki - Yangi Motorsport			
IDEAL LAP TIME : 1:37.554		BEST LAP TIME : 1:37.554	DIFFERENCE : 0.000			
LAP	SECTOR 1	SECTOR 2	LAP TIME	MPH	DIFF	TIME OF DAY
1 -		42.307	1:46.578	73.63	9.024	15:08:01.446
2 -	56.507	41.570	1:38.077 (2)	80.01	0.523	15:09:39.523
3 -	56.145	41.409	1:37.554 (1)	80.44		15:11:17.077
4 -	56.817	42.624	1:39.441	78.92	1.887	15:12:56.518
5 -	58.065	42.461	1:40.526	78.07	2.972	15:14:37.044
6 -	56.683	41.774	1:38.457 (3)	79.71	0.903	15:16:15.501
7 -	57.129	42.706	1:39.835	78.61	2.281	15:17:55.336
8 -	58.162	42.543	1:40.705	77.93	3.151	15:19:36.041
9 -	57.447	42.138	1:39.585	78.80	2.031	15:21:15.626
10 -	58.193	43.669	1:41.862	77.04	4.308	15:22:57.488

P9 51 GILBERT / TRITTON			LCR Yamaha - Draper Racing			
IDEAL LAP TIME : 1:39.767		BEST LAP TIME : 1:39.767	DIFFERENCE : 0.000			
LAP	SECTOR 1	SECTOR 2	LAP TIME	MPH	DIFF	TIME OF DAY
1 -		43.614	1:50.550	70.99	10.783	15:08:05.418
2 -	56.795	42.972	1:39.767 (1)	78.66		15:09:45.185
3 -	57.995	43.993	1:41.988	76.95	2.221	15:11:27.173
4 -	57.461	43.223	1:40.684	77.94	0.917	15:13:07.857

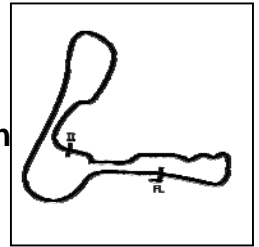
Weather / Track : Bright / Dry

Cadwell Park
Circuit Length = 2.1800 miles
Start: 15:06 Flag 15:22 End: 15:24

International Sidecar Revival Meeting

2018 Hyundai Construction Equipment British Sidecar Championship with Molson

RACE 3 - SECTOR ANALYSIS



SECTOR 1 = FL to I1, SECTOR 2 = I1 to FL, DIFF = Difference To Personal Best Lap, P = Crossed Finish Line in Pit Lane, D = Time Disallowed

5 -	57.283	43.047	1:40.330 (2)	78.22	0.563	15:14:48.187
6 -	57.315	43.361	1:40.676 (3)	77.95	0.909	15:16:28.863
7 -	57.824	43.879	1:41.703	77.16	1.936	15:18:10.566
8 -	57.815	45.148	1:42.963	76.22	3.196	15:19:53.529
9 -	58.152	43.897	1:42.049	76.90	2.282	15:21:35.578
10 -	59.144	43.814	1:42.958	76.22	3.191	15:23:18.536

P10	4 C	PEACH / EDWARDS	LCR Yamaha - Life Safety Motorsport			
IDEAL LAP TIME : 1:39.943		BEST LAP TIME : 1:40.115	DIFFERENCE : 0.172			

LAP	SECTOR 1	SECTOR 2	LAP TIME	MPH	DIFF	TIME OF DAY
1 -		44.994	1:52.630	69.68	12.515	15:08:07.498
2 -	58.320	43.325	1:41.645	77.21	1.530	15:09:49.143
3 -	57.985	42.663	1:40.648 (3)	77.97	0.533	15:11:29.791
4 -	57.298	42.915	1:40.213 (2)	78.31	0.098	15:13:10.004
5 -	57.280	42.835	1:40.115 (1)	78.39		15:14:50.119
6 -	59.795	43.705	1:43.500	75.82	3.385	15:16:33.619
7 -	58.232	43.021	1:41.253	77.50	1.138	15:18:14.872
8 -	58.632	42.938	1:41.570	77.26	1.455	15:19:56.442
9 -	59.537	44.029	1:43.566	75.77	3.451	15:21:40.008
10 -	58.777	43.490	1:42.267	76.74	2.152	15:23:22.275

P11	11	NICHOLLS / COLE	LCR Kawasaki - Highbridge Motortech			
IDEAL LAP TIME : 1:40.536		BEST LAP TIME : 1:41.321	DIFFERENCE : 0.785			

LAP	SECTOR 1	SECTOR 2	LAP TIME	MPH	DIFF	TIME OF DAY
1 -		44.823	1:51.435	70.42	10.114	15:08:06.303
2 -	59.497	44.280	1:43.777	75.62	2.456	15:09:50.080
3 -	58.470	43.187	1:41.657	77.20	0.336	15:11:31.737
4 -	59.202	44.547	1:43.749	75.64	2.428	15:13:15.486
5 -	58.698	43.010	1:41.708	77.16	0.387	15:14:57.194
6 -	58.195	43.126	1:41.321 (1)	77.45		15:16:38.515
7 -	59.772	43.252	1:43.024	76.17	1.703	15:18:21.539
8 -	58.764	43.378	1:42.142	76.83	0.821	15:20:03.681
9 -	58.819	42.792	1:41.611 (3)	77.23	0.290	15:21:45.292
10 -	57.744	43.715	1:41.459 (2)	77.35	0.138	15:23:26.751

P12	7 C	GRAY / PITT	LCR Yamaha - Powerbiking			
IDEAL LAP TIME : 1:40.827		BEST LAP TIME : 1:40.980	DIFFERENCE : 0.153			

LAP	SECTOR 1	SECTOR 2	LAP TIME	MPH	DIFF	TIME OF DAY
1 -		45.094	1:52.273	69.90	11.293	15:08:07.141
2 -	58.930	44.517	1:43.447	75.86	2.467	15:09:50.588
3 -	58.356	43.253	1:41.609	77.23	0.629	15:11:32.197
4 -	58.575	44.310	1:42.885	76.27	1.905	15:13:15.082
5 -	57.872	43.108	1:40.980 (1)	77.71		15:14:56.062
6 -	58.275	43.884	1:42.159	76.82	1.179	15:16:38.221
7 -	59.852	43.087	1:42.939	76.23	1.959	15:18:21.160
8 -	59.364	44.280	1:43.644	75.72	2.664	15:20:04.804
9 -	58.180	43.157	1:41.337 (3)	77.44	0.357	15:21:46.141
10 -	57.740	43.477	1:41.217 (2)	77.53	0.237	15:23:27.358

P13	70	ARCHER / BRYANT	RS Suzuki - Hannafin			
IDEAL LAP TIME : 1:40.242		BEST LAP TIME : 1:40.975	DIFFERENCE : 0.733			

LAP	SECTOR 1	SECTOR 2	LAP TIME	MPH	DIFF	TIME OF DAY
1 -		42.536	1:48.028	72.64	7.053	15:08:02.896
2 -	57.957	43.018	1:40.975 (1)	77.72		15:09:43.871
3 -	58.964	43.765	1:42.729	76.39	1.754	15:11:26.600
4 -	1:00.019	45.133	1:45.152	74.63	4.177	15:13:11.752
5 -	59.617	43.516	1:43.133	76.09	2.158	15:14:54.885
6 -	59.232	43.415	1:42.647 (3)	76.45	1.672	15:16:37.532
7 -	59.484	43.627	1:43.111	76.11	2.136	15:18:20.643
8 -	59.023	43.408	1:42.431 (2)	76.61	1.456	15:20:03.074

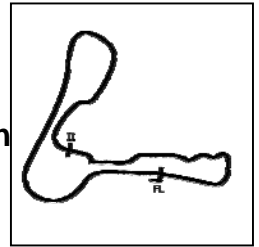
Weather / Track : Bright / Dry

Cadwell Park
Circuit Length = 2.1800 miles
Start: 15:06 Flag 15:22 End: 15:24

International Sidecar Revival Meeting

2018 Hyundai Construction Equipment British Sidecar Championship with Molson

RACE 3 - SECTOR ANALYSIS



SECTOR 1 = FL to I1, SECTOR 2 = I1 to FL, DIFF = Difference To Personal Best Lap, P = Crossed Finish Line in Pit Lane, D = Time Disallowed

9 -	1:00.264	44.002	1:44.266	75.26	3.291	15:21:47.340
10 -	57.706	45.481	1:43.187	76.05	2.212	15:23:30.527

P14 15 C SHAND / BELSEY		Shand F2 Suzuki - Kevin Ashworth Timber				
IDEAL LAP TIME : 1:42.380		BEST LAP TIME : 1:42.720		DIFFERENCE : 0.340		
LAP	SECTOR 1	SECTOR 2	LAP TIME	MPH	DIFF	TIME OF DAY
1 -		45.666	1:54.183	68.73	11.463	15:08:09.051
2 -	58.854	45.175	1:44.029	75.44	1.309	15:09:53.080
3 -	59.547	45.645	1:45.192	74.60	2.472	15:11:38.272
4 -	58.997	44.851	1:43.848	75.57	1.128	15:13:22.120
5 -	59.172	43.548	1:42.720 (1)	76.40		15:15:04.840
6 -	59.195	44.047	1:43.242	76.01	0.522	15:16:48.082
7 -	59.060	44.037	1:43.097	76.12	0.377	15:18:31.179
8 -	58.977	44.032	1:43.009 (3)	76.18	0.289	15:20:14.188
9 -	58.832	44.024	1:42.856 (2)	76.30	0.136	15:21:57.044
10 -	59.627	43.823	1:43.450	75.86	0.730	15:23:40.494

P15 75 JONES / NIX		LCR Yamaha - Harvey Fabrication				
IDEAL LAP TIME : 1:43.039		BEST LAP TIME : 1:43.338		DIFFERENCE : 0.299		
LAP	SECTOR 1	SECTOR 2	LAP TIME	MPH	DIFF	TIME OF DAY
1 -		45.343	1:55.897	67.71	12.559	15:08:10.765
2 -	1:00.403	44.963	1:45.366	74.48	2.028	15:09:56.131
3 -	59.532	44.092	1:43.624 (2)	75.73	0.286	15:11:39.755
4 -	59.368	44.654	1:44.022	75.44	0.684	15:13:23.777
5 -	1:00.246	45.133	1:45.379	74.47	2.041	15:15:09.156
6 -	59.436	44.508	1:43.944 (3)	75.50	0.606	15:16:53.100
7 -	58.947	44.391	1:43.338 (1)	75.94		15:18:36.438
8 -	59.200	45.260	1:44.460	75.12	1.122	15:20:20.898
9 -	1:00.924	46.008	1:46.932	73.39	3.594	15:22:07.830

P16 10 ROBINSON / HAUXWELL		LCR Suzuki - Robinson Racing				
IDEAL LAP TIME : 1:43.727		BEST LAP TIME : 1:44.033		DIFFERENCE : 0.306		
LAP	SECTOR 1	SECTOR 2	LAP TIME	MPH	DIFF	TIME OF DAY
1 -		45.116	1:53.589	69.09	9.556	15:08:08.457
2 -	58.721	45.312	1:44.033 (1)	75.43		15:09:52.490
3 -	1:00.046	45.120	1:45.166 (3)	74.62	1.133	15:11:37.656
4 -	1:00.110	45.587	1:45.697	74.25	1.664	15:13:23.353
5 -	1:00.127	45.351	1:45.478	74.40	1.445	15:15:08.831
6 -	1:00.106	45.006	1:45.112 (2)	74.66	1.079	15:16:53.943
7 -	1:00.304	45.174	1:45.478	74.40	1.445	15:18:39.421
8 -	59.853	45.568	1:45.421	74.44	1.388	15:20:24.842
9 -	1:00.088	45.150	1:45.238	74.57	1.205	15:22:10.080

P17 111 CABLE / PAWSEY		LCR Kawasaki - L&W Contractors				
IDEAL LAP TIME : 1:45.523		BEST LAP TIME : 1:45.563		DIFFERENCE : 0.040		
LAP	SECTOR 1	SECTOR 2	LAP TIME	MPH	DIFF	TIME OF DAY
1 -		45.608	1:57.520	66.78	11.957	15:08:12.388
2 -	1:01.478	45.386	1:46.864	73.43	1.301	15:09:59.252
3 -	1:01.692	45.419	1:47.111	73.27	1.548	15:11:46.363
4 -	1:01.907	45.477	1:47.384	73.08	1.821	15:13:33.747
5 -	1:02.213	45.588	1:47.801	72.80	2.238	15:15:21.548
6 -	1:02.331	45.067	1:47.398	73.07	1.835	15:17:08.946
7 -	1:01.317	44.971	1:46.288 (2)	73.83	0.725	15:18:55.234
8 -	1:01.085	45.371	1:46.456 (3)	73.72	0.893	15:20:41.690
9 -	1:00.552	45.011	1:45.563 (1)	74.34		15:22:27.253

Weather / Track : Bright / Dry

Cadwell Park
Circuit Length = 2.1800 miles
Start: 15:06 Flag 15:22 End: 15:24

International Sidecar Revival Meeting

2018 Hyundai Construction Equipment British Sidecar Championship with Molson

RACE 3 - BEST SECTORS

SECTOR 1			SECTOR 2			IDEAL / BEST COMPARISON						
POS	NO	NAME	TIME	NO	NAME	TIME	POS	NO	NAME	IDEAL	BEST	DIFF
									PERFECT LAP	1:33.822		
1	29	KERSHAW / CLARK	53.647	6	ELLIS / RICHARDSON	40.175	1	29	KERSHAW / CLARK	1:33.940	1:34.044	0.104
2	6	ELLIS / RICHARDSON	54.278	29	KERSHAW / CLARK	40.293	2	6	ELLIS / RICHARDSON	1:34.453	1:34.776	0.323
3	18	BELL / RAMSAY	54.526	18	BELL / RAMSAY	40.652	3	18	BELL / RAMSAY	1:35.178	1:35.288	0.110
4	68	BRYAN / HYDE	54.639	100	STEVENS / CHARLWOOD	40.945	4	68	BRYAN / HYDE	1:35.713	1:36.036	0.323
5	100	STEVENS / CHARLWOOD	55.286	68	BRYAN / HYDE	41.074	5	100	STEVENS / CHARLWOOD	1:36.231	1:36.560	0.329
6	32	HORSPOLE / CONNELL	55.786	58	KIRK / SMITHIES	41.307	6	58	KIRK / SMITHIES	1:37.313	1:37.583	0.270
7	58	KIRK / SMITHIES	56.006	19	GUY / PILMOOR-BRADY	41.409	7	19	GUY / PILMOOR-BRADY	1:37.554	1:37.554	0.000
8	19	GUY / PILMOOR-BRADY	56.145	32	HORSPOLE / CONNELL	41.817	8	32	HORSPOLE / CONNELL	1:37.603	1:37.678	0.075
9	51	GILBERT / TRITTON	56.795	70	ARCHER / BRYANT	42.536	9	51	GILBERT / TRITTON	1:39.767	1:39.767	0.000
10	4	PEACH / EDWARDS	57.280	4	PEACH / EDWARDS	42.663	10	4	PEACH / EDWARDS	1:39.943	1:40.115	0.172
11	70	ARCHER / BRYANT	57.706	11	NICHOLLS / COLE	42.792	11	70	ARCHER / BRYANT	1:40.242	1:40.975	0.733
12	7	GRAY / PITT	57.740	51	GILBERT / TRITTON	42.972	12	11	NICHOLLS / COLE	1:40.536	1:41.321	0.785
13	11	NICHOLLS / COLE	57.744	7	GRAY / PITT	43.087	13	7	GRAY / PITT	1:40.827	1:40.980	0.153
14	10	ROBINSON / HAUXWELL	58.721	15	SHAND / BELSEY	43.548	14	15	SHAND / BELSEY	1:42.380	1:42.720	0.340
15	15	SHAND / BELSEY	58.832	75	JONES / NIX	44.092	15	75	JONES / NIX	1:43.039	1:43.338	0.299
16	75	JONES / NIX	58.947	111	CABLE / PAWSEY	44.971	16	10	ROBINSON / HAUXWELL	1:43.727	1:44.033	0.306
17	111	CABLE / PAWSEY	1:00.552	10	ROBINSON / HAUXWELL	45.006	17	111	CABLE / PAWSEY	1:45.523	1:45.563	0.040
18												

Weather / Track : Bright / Dry

Cadwell Park
 Circuit Length = 2.1800 miles
 Start: 15:06 Flag 15:22 End: 15:24

Results can be found at www.tsl-timing.com

Printed - 15:28 Saturday, 23 June 2018

International Sidecar Revival Meeting



2018 Hyundai Construction Equipment British Sidecar Championship with Molson

RACE 8 - GRID (10 Laps)

ROW 10	19	25	MACLAURIN / HOPE				
ROW 9	17	111	CABLE / PAWSEY	18	72	FOUND'S / WALMSLEY	
ROW 8		15	75	JONES / NIX	16	10	ROBINSON / HAUXWELL
ROW 7	13	70	ARCHER / BRYANT	14	15	SHAND / BELSEY	
ROW 6		11	NICHOLLS / COLE	12	7	GRAY / PITT	
ROW 5	9	6	ELLIS / RICHARDSON	10	29	KERSHAW / CLARK	
ROW 4		7	68	BRYAN / HYDE	8	18	BELL / RAMSAY
ROW 3	5	58	KIRK / SMITHIES	6	100	STEVENS / CHARLWOOD	
ROW 2		3	19	GUY / PILMOOR-BRADY	4	32	HORSPOLE / CONNELL
ROW 1	1	4	PEACH / EDWARDS	2	51	GILBERT / TRITTON	
Pole							

Cadwell Park
Circuit Length = 2.1800 miles

These results are provisional until the conclusion of any judicial and technical matters.

Clerk Of Course :		Timekeeper :	
-------------------	--	--------------	--

International Sidecar Revival Meeting



2018 Hyundai Construction Equipment British Sidecar Championship with Molson

RACE 8 - CLASSIFICATION

POS	NO	CL	PIC NAME	ENTRY	LAPS	TIME	GAP	DIFF	MPH	BEST	ON
1	29		1 KERSHAW / CLARK	LCR Kawasaki - Molson/Santander Salt	5	8:02.623			81.30	1:33.797	3
2	68		2 BRYAN / HYDE	LCR Kawasaki - CVR Global/GBM	5	8:11.142	8.519	8.519	79.89	1:36.273	3
3	32		3 HORSPOLE / CONNELL	LCR Kawasaki - Baker Plant Hire/Sleaford Quality F	5	8:17.896	15.273	6.754	78.81	1:37.812	4
4	51		4 GILBERT / TRITTON	LCR Yamaha - Draper Racing	5	8:28.247	25.624	10.351	77.20	1:39.612	2
5	72	C	1 FOUNDS / WALMSLEY	DDM Suzuki - Rowtec Suzuki	5	8:32.789	30.166	4.542	76.52	1:39.077	3
6	6	C	2 ELLIS / RICHARDSON	LCR Honda - Santander Salt	5	8:32.861	30.238	0.072	76.51	1:35.870	3
7	11		5 NICHOLLS / COLE	LCR Kawasaki - Highbridge Motortech	5	8:35.729	33.106	2.868	76.08	1:40.261	2
8	7	C	3 GRAY / PITT	LCR Yamaha - Powerbiking	5	8:36.168	33.545	0.439	76.02	1:41.209	2
9	4	C	4 PEACH / EDWARDS	LCR Yamaha - Life Safety Motorsport	5	8:40.551	37.928	4.383	75.38	1:39.752	2
10	100	C	5 STEVENS / SHARP	LCR Kawasaki - Quattro Plant/JG Speedfit Kawasak	5	8:44.282	41.659	3.731	74.84	1:41.504	5
11	10		6 ROBINSON / HAUXWELL	LCR Suzuki - Robinson Racing	5	8:46.738	44.115	2.456	74.49	1:43.473	2
12	15	C	6 SHAND / BELSEY	Shand F2 Suzuki - Kevin Ashworth Timber	5	8:47.479	44.856	0.741	74.39	1:43.058	2
13	111		7 CABLE / PAWSEY	LCR Kawasaki - L&W Contractors	5	8:50.968	48.345	3.489	73.90	1:43.504	3
14	75		8 JONES / NIX	LCR Yamaha - Harvey Fabrication	5	9:27.820	1:25.197	36.852	69.10	1:42.683	2

FASTEST LAP

29			KERSHAW / CLARK	LCR Kawasaki - Molson/Santander Salt	3	1:33.797		83.67 mph	134.65 kph
6	C		ELLIS / RICHARDSON	LCR Honda - Santander Salt	3	1:35.870		81.86 mph	131.74 kph

Weather / Track : Bright / Dry

These results are provisional until the conclusion of any judicial and technical matters.

Cadwell Park

Circuit Length = 2.1800 miles

Start: 10:10 Flag 10:19 End: 10:20

Clerk Of Course :	Timekeeper :
-------------------	--------------

International Sidecar Revival Meeting

2018 Hyundai Construction Equipment British Sidecar Championship with Molson

RACE 8 - LAP CHART

LAP 1 @ 10:12:43.637

NO	BEHIND	LAP TIME
32		1:43.838
29	0.338	1:44.176
6	0.722	1:44.560
68	0.852	1:44.690
51	2.962	1:46.800
4	3.379	1:47.217
7	5.250	1:49.088
11	5.472	1:49.310
10	6.485	1:50.323
72	7.028	1:50.866
15	7.477	1:51.315
75	8.045	1:51.883
100	8.300	1:52.138
111	9.351	1:53.189

10	35.126	1:44.488
100	35.605	1:44.167
15	36.858	1:45.171
111	38.776	1:45.298
75	1:05.504	2:14.465

LAP 5 @ 10:19:02.422

NO	BEHIND	LAP TIME
29		1:35.450
68	8.519	1:36.279
32	15.273	1:39.556
51	25.624	1:40.663
72	30.166	1:39.400
6	30.238	1:35.947
11	33.106	1:42.227
7	33.545	1:41.773
4	37.928	1:45.313
100	41.659	1:41.504
10	44.115	1:44.439
15	44.856	1:43.448
111	48.345	1:45.019
75	1:25.197	1:55.143

LAP 2 @ 10:14:19.341

NO	BEHIND	LAP TIME
29		1:35.366
32	2.475	1:38.179
68	2.635	1:37.487
51	6.870	1:39.612
4	7.427	1:39.752
11	10.029	1:40.261
7	10.755	1:41.209
72	14.032	1:42.708
10	14.254	1:43.473
15	14.831	1:43.058
75	15.024	1:42.683
100	15.322	1:42.726
111	17.605	1:43.958
6	25.476	2:00.458

LAP 3 @ 10:15:53.138

NO	BEHIND	LAP TIME
29		1:33.797
68	5.111	1:36.273
32	7.189	1:38.511
51	14.012	1:40.939
4	15.563	1:41.933
11	17.872	1:41.640
7	18.568	1:41.610
72	19.312	1:39.077
10	24.472	1:44.015
75	24.873	1:43.646
100	25.272	1:43.747
15	25.521	1:44.487
111	27.312	1:43.504
6	27.549	1:35.870

LAP 4 @ 10:17:26.972

NO	BEHIND	LAP TIME
29		1:33.834
68	7.690	1:36.413
32	11.167	1:37.812
51	20.411	1:40.233
72	26.216	1:40.738
11	26.329	1:42.291
7	27.222	1:42.488
4	28.065	1:46.336
6	29.741	1:36.026

Weather / Track : Bright / Dry

Results can be found at www.tsl-timing.com

Cadwell Park

Circuit Length = 2.1800 miles

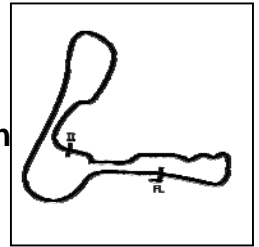
Start: 10:10 Flag 10:19 End: 10:20

Printed - 10:22 Sunday, 24 June 2018

International Sidecar Revival Meeting

2018 Hyundai Construction Equipment British Sidecar Championship with Molson

RACE 8 - SECTOR ANALYSIS



SECTOR 1 = FL to I1, SECTOR 2 = I1 to FL, DIFF = Difference To Personal Best Lap, P = Crossed Finish Line in Pit Lane, D = Time Disallowed

P1 29		KERSHAW / CLARK		LCR Kawasaki - Molson/Santander Salt		
IDEAL LAP TIME : 1:33.789		BEST LAP TIME : 1:33.797		DIFFERENCE : 0.008		
LAP	SECTOR 1	SECTOR 2	LAP TIME	MPH	DIFF	TIME OF DAY
1 -		41.396	1:44.176	75.33	10.379	10:12:43.975
2 -	55.100	40.266	1:35.366 (3)	82.29	1.569	10:14:19.341
3 -	53.594	40.203	1:33.797 (1)	83.67		10:15:53.138
4 -	53.586	40.248	1:33.834 (2)	83.63	0.037	10:17:26.972
5 -	53.789	41.661	1:35.450	82.22	1.653	10:19:02.422

P2 68		BRYAN / HYDE		LCR Kawasaki - CVR Global/GBM		
IDEAL LAP TIME : 1:35.691		BEST LAP TIME : 1:36.273		DIFFERENCE : 0.582		
LAP	SECTOR 1	SECTOR 2	LAP TIME	MPH	DIFF	TIME OF DAY
1 -		41.383	1:44.690	74.96	8.417	10:12:44.489
2 -	55.869	41.618	1:37.487	80.50	1.214	10:14:21.976
3 -	55.758	40.515	1:36.273 (1)	81.51		10:15:58.249
4 -	55.383	41.030	1:36.413 (3)	81.40	0.140	10:17:34.662
5 -	55.176	41.103	1:36.279 (2)	81.51	0.006	10:19:10.941

P3 32		HORSPOLE / CONNELL		LCR Kawasaki - Baker Plant Hire/Sleaford Quality Foods		
IDEAL LAP TIME : 1:37.276		BEST LAP TIME : 1:37.812		DIFFERENCE : 0.536		
LAP	SECTOR 1	SECTOR 2	LAP TIME	MPH	DIFF	TIME OF DAY
1 -		41.406	1:43.838	75.57	6.026	10:12:43.637
2 -	56.453	41.726	1:38.179 (2)	79.93	0.367	10:14:21.816
3 -	56.454	42.057	1:38.511 (3)	79.66	0.699	10:16:00.327
4 -	55.870	41.942	1:37.812 (1)	80.23		10:17:38.139
5 -	57.131	42.425	1:39.556	78.83	1.744	10:19:17.695

P4 51		GILBERT / TRITTON		LCR Yamaha - Draper Racing		
IDEAL LAP TIME : 1:39.612		BEST LAP TIME : 1:39.612		DIFFERENCE : 0.000		
LAP	SECTOR 1	SECTOR 2	LAP TIME	MPH	DIFF	TIME OF DAY
1 -		42.675	1:46.800	73.48	7.188	10:12:46.599
2 -	57.181	42.431	1:39.612 (1)	78.78		10:14:26.211
3 -	58.108	42.831	1:40.939	77.75	1.327	10:16:07.150
4 -	57.659	42.574	1:40.233 (2)	78.29	0.621	10:17:47.383
5 -	57.643	43.020	1:40.663 (3)	77.96	1.051	10:19:28.046

P5 72 C		FOUNDS / WALMSLEY		DDM Suzuki - Rowtec Suzuki		
IDEAL LAP TIME : 1:38.926		BEST LAP TIME : 1:39.077		DIFFERENCE : 0.151		
LAP	SECTOR 1	SECTOR 2	LAP TIME	MPH	DIFF	TIME OF DAY
1 -		44.108	1:50.866	70.78	11.789	10:12:50.665
2 -	58.488	44.220	1:42.708	76.41	3.631	10:14:33.373
3 -	56.796	42.281	1:39.077 (1)	79.21		10:16:12.450
4 -	57.662	43.076	1:40.738 (3)	77.90	1.661	10:17:53.188
5 -	57.270	42.130	1:39.400 (2)	78.95	0.323	10:19:32.588

P6 6 C		ELLIS / RICHARDSON		LCR Honda - Santander Salt		
IDEAL LAP TIME : 1:35.092		BEST LAP TIME : 1:35.870		DIFFERENCE : 0.778		
LAP	SECTOR 1	SECTOR 2	LAP TIME	MPH	DIFF	TIME OF DAY
1 -		41.486	1:44.560	75.05	8.690	10:12:44.359
2 -	1:19.158	41.300	2:00.458	65.15	24.588	10:14:44.817
3 -	55.184	40.686	1:35.870 (1)	81.86		10:16:20.687
4 -	56.015	40.011	1:36.026 (3)	81.72	0.156	10:17:56.713
5 -	55.081	40.866	1:35.947 (2)	81.79	0.077	10:19:32.660

P7 11		NICHOLLS / COLE		LCR Kawasaki - Highbridge Motortech		
IDEAL LAP TIME : 1:40.261		BEST LAP TIME : 1:40.261		DIFFERENCE : 0.000		
LAP	SECTOR 1	SECTOR 2	LAP TIME	MPH	DIFF	TIME OF DAY
1 -		41.486	1:44.560	75.05	8.690	10:12:44.359
2 -	1:19.158	41.300	2:00.458	65.15	24.588	10:14:44.817
3 -	55.184	40.686	1:35.870 (1)	81.86		10:16:20.687
4 -	56.015	40.011	1:36.026 (3)	81.72	0.156	10:17:56.713
5 -	55.081	40.866	1:35.947 (2)	81.79	0.077	10:19:32.660

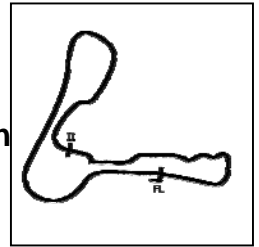
Weather / Track : Bright / Dry

Cadwell Park
Circuit Length = 2.1800 miles
Start: 10:10 Flag 10:19 End: 10:20

International Sidecar Revival Meeting

2018 Hyundai Construction Equipment British Sidecar Championship with Molson

RACE 8 - SECTOR ANALYSIS



SECTOR 1 = FL to I1, SECTOR 2 = I1 to FL, DIFF = Difference To Personal Best Lap, P = Crossed Finish Line in Pit Lane, D = Time Disallowed

1 -		43.914	1:49.310	71.79	9.049	10:12:49.109
2 -	57.451	42.810	1:40.261 (1)	78.27		10:14:29.370
3 -	57.993	43.647	1:41.640 (2)	77.21	1.379	10:16:11.010
4 -	58.692	43.599	1:42.291	76.72	2.030	10:17:53.301
5 -	58.533	43.694	1:42.227 (3)	76.77	1.966	10:19:35.528

P8	7 C	GRAY / PITT	LCR Yamaha - Powerbiking			
IDEAL LAP TIME : 1:41.032		BEST LAP TIME : 1:41.209		DIFFERENCE : 0.177		
LAP	SECTOR 1	SECTOR 2	LAP TIME	MPH	DIFF	TIME OF DAY

1 -		43.130	1:49.088	71.94	7.879	10:12:48.887
2 -	57.909	43.300	1:41.209 (1)	77.54		10:14:30.096
3 -	57.902	43.708	1:41.610 (2)	77.23	0.401	10:16:11.706
4 -	58.572	43.916	1:42.488	76.57	1.279	10:17:54.194
5 -	58.190	43.583	1:41.773 (3)	77.11	0.564	10:19:35.967

P9	4 C	PEACH / EDWARDS	LCR Yamaha - Life Safety Motorsport			
IDEAL LAP TIME : 1:39.752		BEST LAP TIME : 1:39.752		DIFFERENCE : 0.000		
LAP	SECTOR 1	SECTOR 2	LAP TIME	MPH	DIFF	TIME OF DAY

1 -		42.759	1:47.217	73.19	7.465	10:12:47.016
2 -	57.090	42.662	1:39.752 (1)	78.67		10:14:26.768
3 -	57.770	44.163	1:41.933 (2)	76.99	2.181	10:16:08.701
4 -	1:02.167	44.169	1:46.336	73.80	6.584	10:17:55.037
5 -	1:01.920	43.393	1:45.313 (3)	74.52	5.561	10:19:40.350

P10	100 C	STEVENS / SHARP	LCR Kawasaki - Quattro Plant/JG Speedfit Kawasaki			
IDEAL LAP TIME : 1:41.355		BEST LAP TIME : 1:41.504		DIFFERENCE : 0.149		
LAP	SECTOR 1	SECTOR 2	LAP TIME	MPH	DIFF	TIME OF DAY

1 -		44.157	1:52.138	69.98	10.634	10:12:51.937
2 -	58.688	44.038	1:42.726 (2)	76.39	1.222	10:14:34.663
3 -	59.146	44.601	1:43.747 (3)	75.64	2.243	10:16:18.410
4 -	59.409	44.758	1:44.167	75.34	2.663	10:18:02.577
5 -	58.837	42.667	1:41.504 (1)	77.31		10:19:44.081

P11	10	ROBINSON / HAUXWELL	LCR Suzuki - Robinson Racing			
IDEAL LAP TIME : 1:42.820		BEST LAP TIME : 1:43.473		DIFFERENCE : 0.653		
LAP	SECTOR 1	SECTOR 2	LAP TIME	MPH	DIFF	TIME OF DAY

1 -		43.951	1:50.323	71.13	6.850	10:12:50.122
2 -	58.869	44.604	1:43.473 (1)	75.84		10:14:33.595
3 -	59.390	44.625	1:44.015 (2)	75.45	0.542	10:16:17.610
4 -	59.586	44.902	1:44.488	75.10	1.015	10:18:02.098
5 -	59.598	44.841	1:44.439 (3)	75.14	0.966	10:19:46.537

P12	15 C	SHAND / BELSEY	Shand F2 Suzuki - Kevin Ashworth Timber			
IDEAL LAP TIME :		BEST LAP TIME : 1:43.058		DIFFERENCE :		
LAP	SECTOR 1	SECTOR 2	LAP TIME	MPH	DIFF	TIME OF DAY

1 -			1:51.315	70.50	8.257	10:12:51.114
2 -			1:43.058 (1)	76.15		10:14:34.172
3 -			1:44.487 (3)	75.11	1.429	10:16:18.659
4 -			1:45.171	74.62	2.113	10:18:03.830
5 -			1:43.448 (2)	75.86	0.390	10:19:47.278

P13	111	CABLE / PAWSEY	LCR Kawasaki - L&W Contractors			
IDEAL LAP TIME : 1:43.439		BEST LAP TIME : 1:43.504		DIFFERENCE : 0.065		
LAP	SECTOR 1	SECTOR 2	LAP TIME	MPH	DIFF	TIME OF DAY

1 -		44.383	1:53.189	69.33	9.685	10:12:52.988
2 -	59.676	44.282	1:43.958 (2)	75.49	0.454	10:14:36.946
3 -	59.741	43.763	1:43.504 (1)	75.82		10:16:20.450
4 -	1:00.470	44.828	1:45.298	74.53	1.794	10:18:05.748

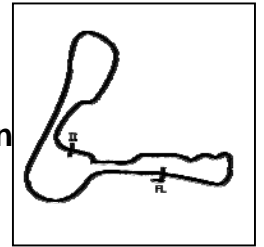
Weather / Track : Bright / Dry

Cadwell Park
Circuit Length = 2.1800 miles
Start: 10:10 Flag 10:19 End: 10:20

International Sidecar Revival Meeting

2018 Hyundai Construction Equipment British Sidecar Championship with Molson

RACE 8 - SECTOR ANALYSIS



SECTOR 1 = FL to I1, SECTOR 2 = I1 to FL, DIFF = Difference To Personal Best Lap, P = Crossed Finish Line in Pit Lane, D = Time Disallowed

5 - 1:00.330 44.689 1:45.019 (3) 74.72 1.515 10:19:50.767

P14 75		JONES / NIX		LCR Yamaha - Harvey Fabrication		
IDEAL LAP TIME : 1:42.683		BEST LAP TIME : 1:42.683		DIFFERENCE : 0.000		
LAP	SECTOR 1	SECTOR 2	LAP TIME	MPH	DIFF	TIME OF DAY
1 -		44.243	1:51.883	70.14	9.200	10:12:51.682
2 -	58.722	43.961	1:42.683 (1)	76.43		10:14:34.365
3 -	58.930	44.716	1:43.646 (2)	75.71	0.963	10:16:18.011
4 -	1:25.913	48.552	2:14.465	58.36	31.782	10:18:32.476
5 -	1:06.709	48.434	1:55.143 (3)	68.15	12.460	10:20:27.619

International Sidecar Revival Meeting

2018 Hyundai Construction Equipment British Sidecar Championship with Molson

RACE 8 - BEST SECTORS

SECTOR 1			SECTOR 2			IDEAL / BEST COMPARISON						
POS	NO	NAME	TIME	NO	NAME	TIME	POS	NO	NAME	IDEAL	BEST	DIFF
									PERFECT LAP	1:33.597		
1	29	KERSHAW / CLARK	53.586	6	ELLIS / RICHARDSON	40.011	1	29	KERSHAW / CLARK	1:33.789	1:33.797	0.008
2	6	ELLIS / RICHARDSON	55.081	29	KERSHAW / CLARK	40.203	2	6	ELLIS / RICHARDSON	1:35.092	1:35.870	0.778
3	68	BRYAN / HYDE	55.176	68	BRYAN / HYDE	40.515	3	68	BRYAN / HYDE	1:35.691	1:36.273	0.582
4	32	HORSPOLE / CONNELL	55.870	32	HORSPOLE / CONNELL	41.406	4	32	HORSPOLE / CONNELL	1:37.276	1:37.812	0.536
5	72	FOUND / WALMSLEY	56.796	72	FOUND / WALMSLEY	42.130	5	72	FOUND / WALMSLEY	1:38.926	1:39.077	0.151
6	4	PEACH / EDWARDS	57.090	51	GILBERT / TRITTON	42.431	6	51	GILBERT / TRITTON	1:39.612	1:39.612	0.000
7	51	GILBERT / TRITTON	57.181	4	PEACH / EDWARDS	42.662	7	4	PEACH / EDWARDS	1:39.752	1:39.752	0.000
8	11	NICHOLLS / COLE	57.451	100	STEVENS / SHARP	42.667	8	11	NICHOLLS / COLE	1:40.261	1:40.261	0.000
9	7	GRAY / PITT	57.902	11	NICHOLLS / COLE	42.810	9	7	GRAY / PITT	1:41.032	1:41.209	0.177
10	100	STEVENS / SHARP	58.688	7	GRAY / PITT	43.130	10	100	STEVENS / SHARP	1:41.355	1:41.504	0.149
11	75	JONES / NIX	58.722	111	CABLE / PAWSEY	43.763	11	75	JONES / NIX	1:42.683	1:42.683	0.000
12	10	ROBINSON / HAUXWELL	58.869	10	ROBINSON / HAUXWELL	43.951	12	10	ROBINSON / HAUXWELL	1:42.820	1:43.473	0.653
13	111	CABLE / PAWSEY	59.676	75	JONES / NIX	43.961	13	111	CABLE / PAWSEY	1:43.439	1:43.504	0.065
14							14	15	SHAND / BELSEY		1:43.058	

Weather / Track : Bright / Dry

Results can be found at www.tsl-timing.com

Cadwell Park
 Circuit Length = 2.1800 miles
 Start: 10:10 Flag 10:19 End: 10:20

Printed - 10:21 Sunday, 24 June 2018

International Sidecar Revival Meeting



2018 Hyundai Construction Equipment British Sidecar Championship with Molson

RACE 3 - GRID (10 Laps)

ROW 10	19	25	MACLAURIN / HOPE	20	69	LAMBERT / CANIPA
ROW 9	17	18	BELL / RAMSAY	18	70	ARCHER / BRYANT
ROW 8	15	19	GUY / PILMOOR-BRADY	16	58	KIRK / SMITHIES
ROW 7	13	111	CABLE / PAWSEY	14	75	JONES / NIX
ROW 6	11	10	ROBINSON / HAUXWELL	12	15	SHAND / BELSEY
ROW 5	9	68	BRYAN / HYDE	10	29	KERSHAW / CLARK
ROW 4	7	51	GILBERT / TRITTON	8	32	HORSPOLE / CONNELL
ROW 3	5	6	ELLIS / RICHARDSON	6	72	FOUND'S / WALMSLEY
ROW 2	3	7	GRAY / PITT	4	11	NICHOLLS / COLE
ROW 1	1	100	STEVENS / SHARP	2	4	PEACH / EDWARDS
Pole						

Cadwell Park
Circuit Length = 2.1800 miles

These results are provisional until the conclusion of any judicial and technical matters.

Clerk Of Course :		Timekeeper :	
-------------------	--	--------------	--

International Sidecar Revival Meeting



2018 Hyundai Construction Equipment British Sidecar Championship with Molson

RACE 3 - CLASSIFICATION

POS	NO	CL	PIC NAME	ENTRY	LAPS	TIME	GAP	DIFF	MPH	BEST	ON
1	29		1 KERSHAW / CLARK	LCR Kawasaki - Molson/Santander Salt	10	15:57.659			81.95	1:33.298	7
2	6	C	1 ELLIS / RICHARDSON	LCR Honda - Santander Salt	10	16:02.899	5.240	5.240	81.50	1:34.934	7
3	68		2 BRYAN / HYDE	LCR Kawasaki - CVR Global/GBM	10	16:17.518	19.859	14.619	80.28	1:36.295	2
4	100	C	2 STEVENS / SHARP	LCR Kawasaki - Quattro Plant/JG Speedfit Kawasak	10	16:30.038	32.379	12.520	79.27	1:37.202	4
5	72	C	3 FOUNDS / WALMSLEY	DDM Suzuki - Rowtec Suzuki	10	16:41.966	44.307	11.928	78.32	1:38.851	10
6	32		3 HORSPOLE / CONNELL	LCR Kawasaki - Baker Plant Hire/Sleaford Quality F	10	16:51.254	53.595	9.288	77.60	1:38.586	7
7	51		4 GILBERT / TRITTON	LCR Yamaha - Draper Racing	10	16:57.412	59.753	6.158	77.13	1:39.578	4
8	4	C	4 PEACH / EDWARDS	LCR Yamaha - Life Safety Motorsport	10	16:57.746	1:00.087	0.334	77.11	1:40.348	3
9	11		5 NICHOLLS / COLE	LCR Kawasaki - Highbridge Motortech	10	16:58.720	1:01.061	0.974	77.03	1:40.458	3
10	7	C	5 GRAY / PITT	LCR Yamaha - Powerbiking	10	17:10.040	1:12.381	11.320	76.19	1:40.146	3
11	15	C	6 SHAND / BELSEY	Shand F2 Suzuki - Kevin Ashworth Timber	10	17:10.317	1:12.658	0.277	76.17	1:41.370	4
12	10		6 ROBINSON / HAUXWELL	LCR Suzuki - Robinson Racing	10	17:20.539	1:22.880	10.222	75.42	1:42.638	3
13	69	C	7 LAMBERT / CANIPA	GLR Honda - Jonny Yates / Biker Construction / Wo	10	17:21.097	1:23.438	0.558	75.38	1:42.797	2
14	111		7 CABLE / PAWSEY	LCR Kawasaki - L&W Contractors	10	17:26.826	1:29.167	5.729	74.97	1:42.813	8
15	75		8 JONES / NIX	LCR Yamaha - Harvey Fabrication	10	17:45.681	1:48.022	18.855	73.64	1:43.552	2

FASTEST LAP

29			KERSHAW / CLARK	LCR Kawasaki - Molson/Santander Salt	7	1:33.298		84.11 mph	135.37 kph
6	C		ELLIS / RICHARDSON	LCR Honda - Santander Salt	7	1:34.934		82.66 mph	133.04 kph

Weather / Track : Bright / Dry

These results are provisional until the conclusion of any judicial and technical matters.

Cadwell Park

Circuit Length = 2.1800 miles

Start: 11:38 Flag 11:54 End: 11:56

Clerk Of Course :		Timekeeper :	
-------------------	--	--------------	--

International Sidecar Revival Meeting

2018 Hyundai Construction Equipment British Sidecar Championship with Molson

RACE 3 - LAP CHART

LAP 1 @ 11:40:28.315

NO	BEHIND	LAP TIME
6		1:43.131
100	2.211	1:45.342
68	2.435	1:45.566
11	3.995	1:47.126
72	4.654	1:47.785
4	4.760	1:47.891
32	4.942	1:48.073
29	5.075	1:48.206
51	5.898	1:49.029
7	6.484	1:49.615
15	7.261	1:50.392
10	8.733	1:51.864
69	9.786	1:52.917
75	10.582	1:53.713
111	11.044	1:54.175

LAP 2 @ 11:42:03.969

NO	BEHIND	LAP TIME
6		1:35.654
68	3.076	1:36.295
100	5.078	1:38.521
72	8.934	1:39.934
29	8.982	1:39.561
11	10.113	1:41.772
32	10.302	1:41.014
4	10.964	1:41.858
51	11.402	1:41.158
7	11.927	1:41.097
15	13.233	1:41.626
10	16.348	1:43.269
69	16.929	1:42.797
75	18.480	1:43.552
111	19.228	1:43.838

LAP 3 @ 11:43:39.129

NO	BEHIND	LAP TIME
6		1:35.160
68	4.325	1:36.409
100	7.544	1:37.626
29	7.698	1:33.876
72	12.943	1:39.169
11	15.411	1:40.458
32	15.631	1:40.489
4	16.152	1:40.348
51	16.312	1:40.070
7	16.913	1:40.146
15	19.585	1:41.512
10	23.826	1:42.638
69	24.667	1:42.898
75	27.248	1:43.928
111	28.002	1:43.934

LAP 4 @ 11:45:14.946

NO	BEHIND	LAP TIME
6		1:35.817
68	4.889	1:36.381
29	5.543	1:33.662
100	8.929	1:37.202
72	16.245	1:39.119
32	19.508	1:39.694

51	20.073	1:39.578
11	21.557	1:41.963
4	22.147	1:41.812
7	22.576	1:41.480
15	25.138	1:41.370
10	31.330	1:43.321
69	32.256	1:43.406
75	35.488	1:44.057
111	36.486	1:44.301

LAP 5 @ 11:46:50.044

NO	BEHIND	LAP TIME
6		1:35.098
29	3.762	1:33.317
68	6.192	1:36.401
100	12.336	1:38.505
72	20.215	1:39.068
32	24.062	1:39.652
51	25.093	1:40.118
4	27.737	1:40.688
11	29.042	1:42.583
7	29.568	1:42.090
15	32.641	1:42.601
10	39.128	1:42.896
69	40.014	1:42.856
111	45.102	1:43.714
75	46.631	1:46.241

LAP 6 @ 11:48:25.531

NO	BEHIND	LAP TIME
6		1:35.487
29	2.517	1:34.242
68	7.384	1:36.679
100	14.635	1:37.786
72	24.413	1:39.685
32	27.225	1:38.650
51	30.076	1:40.470
4	33.184	1:40.934
11	34.555	1:41.000
7	35.107	1:41.026
15	39.722	1:42.568
10	46.659	1:43.018
69	47.599	1:43.072
111	53.160	1:43.545
75	55.838	1:44.694

LAP 7 @ 11:50:00.465

NO	BEHIND	LAP TIME
6		1:34.934
29	0.881	1:33.298
68	9.077	1:36.627
100	17.222	1:37.521
72	28.771	1:39.292
32	30.877	1:38.586
51	37.551	1:42.409
4	38.818	1:40.568
11	40.565	1:40.944
7	45.785	1:45.612
15	47.598	1:42.810
10	55.393	1:43.668
69	56.023	1:43.358
111	1:01.097	1:42.871
75	1:06.954	1:46.050

LAP 8 @ 11:51:34.987

NO	BEHIND	LAP TIME
29		1:33.641
6	0.507	1:35.029
68	11.868	1:37.313
100	20.798	1:38.098
72	33.311	1:39.062
32	38.113	1:41.758
51	45.074	1:42.045
4	45.594	1:41.298
11	46.636	1:40.593
7	53.137	1:41.874
15	55.577	1:42.501
10	1:03.712	1:42.841
69	1:04.324	1:42.823
111	1:09.388	1:42.813
75	1:19.207	1:46.775

LAP 9 @ 11:53:08.706

NO	BEHIND	LAP TIME
29		1:33.719
6	2.723	1:35.935
68	15.192	1:37.043
100	25.568	1:38.489
72	39.593	1:40.001
32	45.940	1:41.546
51	52.681	1:41.326
4	53.142	1:41.267
11	53.685	1:40.768
7	1:02.133	1:42.715
15	1:04.489	1:42.631
10	1:13.294	1:43.301
69	1:14.140	1:43.535
111	1:19.113	1:43.444
75	1:33.235	1:47.747

LAP 10 @ 11:54:42.843

NO	BEHIND	LAP TIME
29		1:34.137
6	5.240	1:36.654
68	19.859	1:38.804
100	32.379	1:40.948
72	44.307	1:38.851
32	53.595	1:41.792
51	59.753	1:41.209
4	1:00.087	1:41.082
11	1:01.061	1:41.513
7	1:12.381	1:44.385
15	1:12.658	1:42.306
10	1:22.880	1:43.723
69	1:23.438	1:43.435
111	1:29.167	1:44.191
75	1:48.022	1:48.924

Weather / Track : Bright / Dry

Results can be found at www.tsl-timing.com

Cadwell Park

Circuit Length = 2.1800 miles

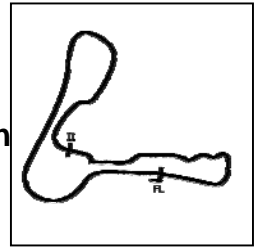
Start: 11:38 Flag 11:54 End: 11:56

Printed - 11:59 Sunday, 24 June 2018

International Sidecar Revival Meeting

2018 Hyundai Construction Equipment British Sidecar Championship with Molson

RACE 3 - SECTOR ANALYSIS



SECTOR 1 = FL to I1, SECTOR 2 = I1 to FL, DIFF = Difference To Personal Best Lap, P = Crossed Finish Line in Pit Lane, D = Time Disallowed

P1 29		KERSHAW / CLARK		LCR Kawasaki - Molson/Santander Salt		
IDEAL LAP TIME : 1:33.161		BEST LAP TIME : 1:33.298		DIFFERENCE : 0.137		
LAP	SECTOR 1	SECTOR 2	LAP TIME	MPH	DIFF	TIME OF DAY
1 -		42.638	1:48.206	72.52	14.908	11:40:33.390
2 -	57.586	41.975	1:39.561	78.82	6.263	11:42:12.951
3 -	53.480	40.396	1:33.876	83.60	0.578	11:43:46.827
4 -	53.269	40.393	1:33.662	83.79	0.364	11:45:20.489
5 -	53.323	39.994	1:33.317 (2)	84.10	0.019	11:46:53.806
6 -	53.869	40.373	1:34.242	83.27	0.944	11:48:28.048
7 -	53.287	40.011	1:33.298 (1)	84.11		11:50:01.346
8 -	53.167	40.474	1:33.641 (3)	83.81	0.343	11:51:34.987
9 -	53.319	40.400	1:33.719	83.74	0.421	11:53:08.706
10 -	53.351	40.786	1:34.137	83.36	0.839	11:54:42.843

P2 6 C		ELLIS / RICHARDSON		LCR Honda - Santander Salt		
IDEAL LAP TIME : 1:34.750		BEST LAP TIME : 1:34.934		DIFFERENCE : 0.184		
LAP	SECTOR 1	SECTOR 2	LAP TIME	MPH	DIFF	TIME OF DAY
1 -		40.269	1:43.131	76.09	8.197	11:40:28.315
2 -	54.988	40.666	1:35.654	82.04	0.720	11:42:03.969
3 -	54.793	40.367	1:35.160	82.47	0.226	11:43:39.129
4 -	54.921	40.896	1:35.817	81.90	0.883	11:45:14.946
5 -	54.780	40.318	1:35.098 (3)	82.52	0.164	11:46:50.044
6 -	54.888	40.599	1:35.487	82.18	0.553	11:48:25.531
7 -	54.481	40.453	1:34.934 (1)	82.66		11:50:00.465
8 -	54.623	40.406	1:35.029 (2)	82.58	0.095	11:51:35.494
9 -	54.644	41.291	1:35.935	81.80	1.001	11:53:11.429
10 -	55.676	40.978	1:36.654	81.19	1.720	11:54:48.083

P3 68		BRYAN / HYDE		LCR Kawasaki - CVR Global/GBM		
IDEAL LAP TIME : 1:36.067		BEST LAP TIME : 1:36.295		DIFFERENCE : 0.228		
LAP	SECTOR 1	SECTOR 2	LAP TIME	MPH	DIFF	TIME OF DAY
1 -		41.909	1:45.566	74.34	9.271	11:40:30.750
2 -	55.253	41.042	1:36.295 (1)	81.50		11:42:07.045
3 -	55.314	41.095	1:36.409	81.40	0.114	11:43:43.454
4 -	55.252	41.129	1:36.381 (2)	81.42	0.086	11:45:19.835
5 -	55.459	40.942	1:36.401 (3)	81.41	0.106	11:46:56.236
6 -	55.394	41.285	1:36.679	81.17	0.384	11:48:32.915
7 -	55.316	41.311	1:36.627	81.22	0.332	11:50:09.542
8 -	55.125	42.188	1:37.313	80.64	1.018	11:51:46.855
9 -	55.458	41.585	1:37.043	80.87	0.748	11:53:23.898
10 -	56.548	42.256	1:38.804	79.43	2.509	11:55:02.702

P4 100 C		STEVENS / SHARP		LCR Kawasaki - Quattro Plant/JG Speedfit Kawasaki		
IDEAL LAP TIME : 1:37.127		BEST LAP TIME : 1:37.202		DIFFERENCE : 0.075		
LAP	SECTOR 1	SECTOR 2	LAP TIME	MPH	DIFF	TIME OF DAY
1 -		41.813	1:45.342	74.50	8.140	11:40:30.526
2 -	56.701	41.820	1:38.521	79.65	1.319	11:42:09.047
3 -	55.813	41.813	1:37.626 (3)	80.38	0.424	11:43:46.673
4 -	55.814	41.388	1:37.202 (1)	80.73		11:45:23.875
5 -	56.696	41.809	1:38.505	79.67	1.303	11:47:02.380
6 -	55.762	42.024	1:37.786	80.25	0.584	11:48:40.166
7 -	55.739	41.782	1:37.521 (2)	80.47	0.319	11:50:17.687
8 -	56.200	41.898	1:38.098	80.00	0.896	11:51:55.785
9 -	56.080	42.409	1:38.489	79.68	1.287	11:53:34.274
10 -	57.519	43.429	1:40.948	77.74	3.746	11:55:15.222

P5 72 C		FOUND'S / WALMSLEY		DDM Suzuki - Rowtec Suzuki		
IDEAL LAP TIME : 1:38.645		BEST LAP TIME : 1:38.851		DIFFERENCE : 0.206		
LAP	SECTOR 1	SECTOR 2	LAP TIME	MPH	DIFF	TIME OF DAY

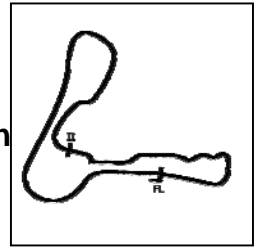
Weather / Track : Bright / Dry

Cadwell Park
Circuit Length = 2.1800 miles
Start: 11:38 Flag 11:54 End: 11:56

International Sidecar Revival Meeting

2018 Hyundai Construction Equipment British Sidecar Championship with Molson

RACE 3 - SECTOR ANALYSIS



SECTOR 1 = FL to I1, SECTOR 2 = I1 to FL, DIFF = Difference To Personal Best Lap, P = Crossed Finish Line in Pit Lane, D = Time Disallowed

1 -		43.169	1:47.785	72.81	8.934	11:40:32.969
2 -	57.387	42.547	1:39.934	78.53	1.083	11:42:12.903
3 -	56.658	42.511	1:39.169	79.13	0.318	11:43:52.072
4 -	56.821	42.298	1:39.119	79.17	0.268	11:45:31.191
5 -	56.882	42.186	1:39.068 (3)	79.21	0.217	11:47:10.259
6 -	57.041	42.644	1:39.685	78.72	0.834	11:48:49.944
7 -	56.905	42.387	1:39.292	79.04	0.441	11:50:29.236
8 -	56.883	42.179	1:39.062 (2)	79.22	0.211	11:52:08.298
9 -	56.638	43.363	1:40.001	78.47	1.150	11:53:48.299
10 -	56.466	42.385	1:38.851 (1)	79.39		11:55:27.150

P6 32		HORSPOLE / CONNELL		LCR Kawasaki - Baker Plant Hire/Sleaford Quality Foods			
IDEAL LAP TIME : 1:38.411		BEST LAP TIME : 1:38.586		DIFFERENCE : 0.175			
LAP	SECTOR 1	SECTOR 2	LAP TIME	MPH	DIFF	TIME OF DAY	
1 -		42.756	1:48.073	72.61	9.487	11:40:33.257	
2 -	57.766	43.248	1:41.014	77.69	2.428	11:42:14.271	
3 -	58.065	42.424	1:40.489	78.09	1.903	11:43:54.760	
4 -	57.330	42.364	1:39.694	78.72	1.108	11:45:34.454	
5 -	57.092	42.560	1:39.652 (3)	78.75	1.066	11:47:14.106	
6 -	56.424	42.226	1:38.650 (2)	79.55	0.064	11:48:52.756	
7 -	56.185	42.401	1:38.586 (1)	79.60		11:50:31.342	
8 -	56.534	45.224	1:41.758	77.12	3.172	11:52:13.100	
9 -	58.353	43.193	1:41.546	77.28	2.960	11:53:54.646	
10 -	58.346	43.446	1:41.792	77.09	3.206	11:55:36.438	

P7 51		GILBERT / TRITTON		LCR Yamaha - Draper Racing			
IDEAL LAP TIME : 1:39.518		BEST LAP TIME : 1:39.578		DIFFERENCE : 0.060			
LAP	SECTOR 1	SECTOR 2	LAP TIME	MPH	DIFF	TIME OF DAY	
1 -		42.740	1:49.029	71.98	9.451	11:40:34.213	
2 -	57.376	43.782	1:41.158	77.58	1.580	11:42:15.371	
3 -	57.516	42.554	1:40.070 (2)	78.42	0.492	11:43:55.441	
4 -	57.058	42.520	1:39.578 (1)	78.81		11:45:35.019	
5 -	57.658	42.460	1:40.118 (3)	78.38	0.540	11:47:15.137	
6 -	57.476	42.994	1:40.470	78.11	0.892	11:48:55.607	
7 -	58.250	44.159	1:42.409	76.63	2.831	11:50:38.016	
8 -	58.105	43.940	1:42.045	76.90	2.467	11:52:20.061	
9 -	58.376	42.950	1:41.326	77.45	1.748	11:54:01.387	
10 -	57.944	43.265	1:41.209	77.54	1.631	11:55:42.596	

P8 4 C		PEACH / EDWARDS		LCR Yamaha - Life Safety Motorsport			
IDEAL LAP TIME : 1:40.055		BEST LAP TIME : 1:40.348		DIFFERENCE : 0.293			
LAP	SECTOR 1	SECTOR 2	LAP TIME	MPH	DIFF	TIME OF DAY	
1 -		42.795	1:47.891	72.74	7.543	11:40:33.075	
2 -	58.287	43.571	1:41.858	77.04	1.510	11:42:14.933	
3 -	57.521	42.827	1:40.348 (1)	78.20		11:43:55.281	
4 -	57.688	44.124	1:41.812	77.08	1.464	11:45:37.093	
5 -	58.154	42.534	1:40.688 (3)	77.94	0.340	11:47:17.781	
6 -	58.208	42.726	1:40.934	77.75	0.586	11:48:58.715	
7 -	57.932	42.636	1:40.568 (2)	78.03	0.220	11:50:39.283	
8 -	57.526	43.772	1:41.298	77.47	0.950	11:52:20.581	
9 -	58.299	42.968	1:41.267	77.49	0.919	11:54:01.848	
10 -	58.153	42.929	1:41.082	77.64	0.734	11:55:42.930	

P9 11		NICHOLLS / COLE		LCR Kawasaki - Highbridge Motortech			
IDEAL LAP TIME : 1:40.444		BEST LAP TIME : 1:40.458		DIFFERENCE : 0.014			
LAP	SECTOR 1	SECTOR 2	LAP TIME	MPH	DIFF	TIME OF DAY	
1 -		43.697	1:47.126	73.25	6.668	11:40:32.310	
2 -	58.430	43.342	1:41.772	77.11	1.314	11:42:14.082	
3 -	57.659	42.799	1:40.458 (1)	78.12		11:43:54.540	
4 -	57.828	44.135	1:41.963	76.96	1.505	11:45:36.503	

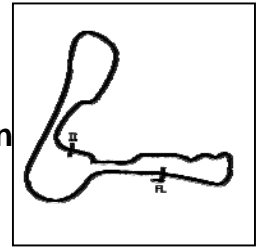
Weather / Track : Bright / Dry

Cadwell Park
Circuit Length = 2.1800 miles
Start: 11:38 Flag 11:54 End: 11:56

International Sidecar Revival Meeting

2018 Hyundai Construction Equipment British Sidecar Championship with Molson

RACE 3 - SECTOR ANALYSIS



SECTOR 1 = FL to I1, SECTOR 2 = I1 to FL, DIFF = Difference To Personal Best Lap, P = Crossed Finish Line in Pit Lane, D = Time Disallowed

5 -	59.360	43.223	1:42.583	76.50	2.125	11:47:19.086
6 -	58.169	42.831	1:41.000	77.70	0.542	11:49:00.086
7 -	58.075	42.869	1:40.944	77.74	0.486	11:50:41.030
8 -	57.808	42.785	1:40.593 (2)	78.01	0.135	11:52:21.623
9 -	57.936	42.832	1:40.768 (3)	77.88	0.310	11:54:02.391
10 -	58.492	43.021	1:41.513	77.31	1.055	11:55:43.904

P10	7 C	GRAY / PITT	LCR Yamaha - Powerbiking			
IDEAL LAP TIME : 1:40.146		BEST LAP TIME : 1:40.146	DIFFERENCE : 0.000			

LAP	SECTOR 1	SECTOR 2	LAP TIME	MPH	DIFF	TIME OF DAY
1 -		42.905	1:49.615	71.59	9.469	11:40:34.799
2 -	57.765	43.332	1:41.097 (3)	77.62	0.951	11:42:15.896
3 -	57.432	42.714	1:40.146 (1)	78.36		11:43:56.042
4 -	58.333	43.147	1:41.480	77.33	1.334	11:45:37.522
5 -	58.708	43.382	1:42.090	76.87	1.944	11:47:19.612
6 -	58.067	42.959	1:41.026 (2)	77.68	0.880	11:49:00.638
7 -	1:01.152	44.460	1:45.612	74.31	5.466	11:50:46.250
8 -	58.645	43.229	1:41.874	77.03	1.728	11:52:28.124
9 -	59.028	43.687	1:42.715	76.40	2.569	11:54:10.839
10 -	59.683	44.702	1:44.385	75.18	4.239	11:55:55.224

P11	15 C	SHAND / BELSEY	Shand F2 Suzuki - Kevin Ashworth Timber			
IDEAL LAP TIME : 1:41.238		BEST LAP TIME : 1:41.370	DIFFERENCE : 0.132			

LAP	SECTOR 1	SECTOR 2	LAP TIME	MPH	DIFF	TIME OF DAY
1 -		43.043	1:50.392	71.09	9.022	11:40:35.576
2 -	58.512	43.114	1:41.626 (3)	77.22	0.256	11:42:17.202
3 -	58.245	43.267	1:41.512 (2)	77.31	0.142	11:43:58.714
4 -	58.377	42.993	1:41.370 (1)	77.42		11:45:40.084
5 -	58.777	43.824	1:42.601	76.49	1.231	11:47:22.685
6 -	59.056	43.512	1:42.568	76.51	1.198	11:49:05.253
7 -	58.916	43.894	1:42.810	76.33	1.440	11:50:48.063
8 -	58.754	43.747	1:42.501	76.56	1.131	11:52:30.564
9 -	58.929	43.702	1:42.631	76.46	1.261	11:54:13.195
10 -	58.917	43.389	1:42.306	76.71	0.936	11:55:55.501

P12	10	ROBINSON / HAUXWELL	LCR Suzuki - Robinson Racing			
IDEAL LAP TIME : 1:42.195		BEST LAP TIME : 1:42.638	DIFFERENCE : 0.443			

LAP	SECTOR 1	SECTOR 2	LAP TIME	MPH	DIFF	TIME OF DAY
1 -		44.298	1:51.864	70.15	9.226	11:40:37.048
2 -	58.636	44.633	1:43.269	75.99	0.631	11:42:20.317
3 -	58.782	43.856	1:42.638 (1)	76.46		11:44:02.955
4 -	58.339	44.982	1:43.321	75.95	0.683	11:45:46.276
5 -	59.038	43.858	1:42.896 (3)	76.27	0.258	11:47:29.172
6 -	58.701	44.317	1:43.018	76.18	0.380	11:49:12.190
7 -	58.981	44.687	1:43.668	75.70	1.030	11:50:55.858
8 -	58.752	44.089	1:42.841 (2)	76.31	0.203	11:52:38.699
9 -	58.784	44.517	1:43.301	75.97	0.663	11:54:22.000
10 -	59.311	44.412	1:43.723	75.66	1.085	11:56:05.723

P13	69 C	LAMBERT / CANIPA	GLR Honda - Jonny Yates / Biker Construction / Wolf Electric			
IDEAL LAP TIME : 1:42.054		BEST LAP TIME : 1:42.797	DIFFERENCE : 0.743			

LAP	SECTOR 1	SECTOR 2	LAP TIME	MPH	DIFF	TIME OF DAY
1 -		43.866	1:52.917	69.50	10.120	11:40:38.101
2 -	58.453	44.344	1:42.797 (1)	76.34		11:42:20.898
3 -	59.164	43.734	1:42.898	76.27	0.101	11:44:03.796
4 -	59.565	43.841	1:43.406	75.89	0.609	11:45:47.202
5 -	59.255	43.601	1:42.856 (3)	76.30	0.059	11:47:30.058
6 -	58.929	44.143	1:43.072	76.14	0.275	11:49:13.130
7 -	58.868	44.490	1:43.358	75.93	0.561	11:50:56.488
8 -	59.010	43.813	1:42.823 (2)	76.32	0.026	11:52:39.311

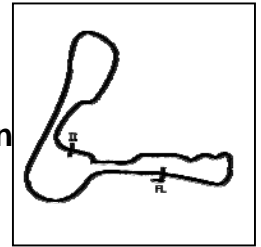
Weather / Track : Bright / Dry

Cadwell Park
Circuit Length = 2.1800 miles
Start: 11:38 Flag 11:54 End: 11:56

International Sidecar Revival Meeting

2018 Hyundai Construction Equipment British Sidecar Championship with Molson

RACE 3 - SECTOR ANALYSIS



SECTOR 1 = FL to I1, SECTOR 2 = I1 to FL, DIFF = Difference To Personal Best Lap, P = Crossed Finish Line in Pit Lane, D = Time Disallowed

9 -	58.886	44.649	1:43.535	75.80	0.738	11:54:22.846
10 -	58.707	44.728	1:43.435	75.87	0.638	11:56:06.281

P14 111		CABLE / PAWSEY		LCR Kawasaki - L&W Contractors			
IDEAL LAP TIME : 1:42.459		BEST LAP TIME : 1:42.813		DIFFERENCE : 0.354			
LAP	SECTOR 1	SECTOR 2	LAP TIME	MPH	DIFF	TIME OF DAY	
1 -		44.247	1:54.175	68.73	11.362	11:40:39.359	
2 -	59.676	44.162	1:43.838	75.57	1.025	11:42:23.197	
3 -	59.686	44.248	1:43.934	75.51	1.121	11:44:07.131	
4 -	1:00.341	43.960	1:44.301	75.24	1.488	11:45:51.432	
5 -	59.449	44.265	1:43.714	75.67	0.901	11:47:35.146	
6 -	59.374	44.171	1:43.545	75.79	0.732	11:49:18.691	
7 -	58.876	43.995	1:42.871 (2)	76.29	0.058	11:51:01.562	
8 -	59.230	43.583	1:42.813 (1)	76.33		11:52:44.375	
9 -	59.080	44.364	1:43.444 (3)	75.86	0.631	11:54:27.819	
10 -	59.836	44.355	1:44.191	75.32	1.378	11:56:12.010	

P15 75		JONES / NIX		LCR Yamaha - Harvey Fabrication			
IDEAL LAP TIME : 1:42.793		BEST LAP TIME : 1:43.552		DIFFERENCE : 0.759			
LAP	SECTOR 1	SECTOR 2	LAP TIME	MPH	DIFF	TIME OF DAY	
1 -		44.223	1:53.713	69.01	10.161	11:40:38.897	
2 -	59.379	44.173	1:43.552 (1)	75.78		11:42:22.449	
3 -	59.799	44.129	1:43.928 (2)	75.51	0.376	11:44:06.377	
4 -	1:00.643	43.414	1:44.057 (3)	75.42	0.505	11:45:50.434	
5 -	1:00.094	46.147	1:46.241	73.87	2.689	11:47:36.675	
6 -	1:00.297	44.397	1:44.694	74.96	1.142	11:49:21.369	
7 -	1:01.374	44.676	1:46.050	74.00	2.498	11:51:07.419	
8 -	1:01.747	45.028	1:46.775	73.50	3.223	11:52:54.194	
9 -	1:02.360	45.387	1:47.747	72.83	4.195	11:54:41.941	
10 -	1:02.189	46.735	1:48.924	72.05	5.372	11:56:30.865	

International Sidecar Revival Meeting

2018 Hyundai Construction Equipment British Sidecar Championship with Molson

RACE 3 - BEST SECTORS

SECTOR 1			SECTOR 2			IDEAL / BEST COMPARISON						
POS	NO	NAME	TIME	NO	NAME	TIME	POS	NO	NAME	IDEAL	BEST	DIFF
									PERFECT LAP	1:33.161		
1	29	KERSHAW / CLARK	53.167	29	KERSHAW / CLARK	39.994	1	29	KERSHAW / CLARK	1:33.161	1:33.298	0.137
2	6	ELLIS / RICHARDSON	54.481	6	ELLIS / RICHARDSON	40.269	2	6	ELLIS / RICHARDSON	1:34.750	1:34.934	0.184
3	68	BRYAN / HYDE	55.125	68	BRYAN / HYDE	40.942	3	68	BRYAN / HYDE	1:36.067	1:36.295	0.228
4	100	STEVENS / SHARP	55.739	100	STEVENS / SHARP	41.388	4	100	STEVENS / SHARP	1:37.127	1:37.202	0.075
5	32	HORSPOLE / CONNELL	56.185	72	FOUND / WALMSLEY	42.179	5	32	HORSPOLE / CONNE	1:38.411	1:38.586	0.175
6	72	FOUND / WALMSLEY	56.466	32	HORSPOLE / CONNELL	42.226	6	72	FOUND / WALMSLE	1:38.645	1:38.851	0.206
7	51	GILBERT / TRITTON	57.058	51	GILBERT / TRITTON	42.460	7	51	GILBERT / TRITTON	1:39.518	1:39.578	0.060
8	7	GRAY / PITT	57.432	4	PEACH / EDWARDS	42.534	8	4	PEACH / EDWARDS	1:40.055	1:40.348	0.293
9	4	PEACH / EDWARDS	57.521	7	GRAY / PITT	42.714	9	7	GRAY / PITT	1:40.146	1:40.146	0.000
10	11	NICHOLLS / COLE	57.659	11	NICHOLLS / COLE	42.785	10	11	NICHOLLS / COLE	1:40.444	1:40.458	0.014
11	15	SHAND / BELSEY	58.245	15	SHAND / BELSEY	42.993	11	15	SHAND / BELSEY	1:41.238	1:41.370	0.132
12	10	ROBINSON / HAUXWELL	58.339	75	JONES / NIX	43.414	12	69	LAMBERT / CANIPA	1:42.054	1:42.797	0.743
13	69	LAMBERT / CANIPA	58.453	111	CABLE / PAWSEY	43.583	13	10	ROBINSON / HAUXW	1:42.195	1:42.638	0.443
14	111	CABLE / PAWSEY	58.876	69	LAMBERT / CANIPA	43.601	14	111	CABLE / PAWSEY	1:42.459	1:42.813	0.354
15	75	JONES / NIX	59.379	10	ROBINSON / HAUXWELL	43.856	15	75	JONES / NIX	1:42.793	1:43.552	0.759

Weather / Track : Bright / Dry

Results can be found at www.tsl-timing.com


Cadwell Park
 Circuit Length = 2.1800 miles
 Start: 11:38 Flag 11:54 End: 11:56

Printed - 11:59 Sunday, 24 June 2018

International Sidecar Revival Meeting

2018 Hyundai Construction Equipment British Sidecar Championship with Molson

RACE 8 - GRID (10 Laps)

ROW 10	19	18 BELL / RAMSAY	20	25 MACLAURIN / HOPE
ROW 9	17	58 KIRK / SMITHIES	18	70 ARCHER / WALMSLEY
ROW 8	15	75 JONES / NIX	16	19 GUY / PILMOOR-BRADY
ROW 7	13	69 LAMBERT / CANIPA	14	111 CABLE / PAWSEY
ROW 6	11	15 SHAND / BELSEY	12	10 ROBINSON / HAUXWELL
ROW 5	9	6 ELLIS / RICHARDSON	10	29 KERSHAW / CLARK
ROW 4	7	100 STEVENS / SHARP	8	68 BRYAN / HYDE
ROW 3	5	32 HORSPOLE / CONNELL	6	72 FOUNDS / WALMSLEY
ROW 2	3	4 PEACH / EDWARDS	4	51 GILBERT / TRITTON
ROW 1	1	7 GRAY / PITT	2	11 NICHOLLS / COLE
Pole				
				

Cadwell Park
Circuit Length = 2.1800 miles

These results are provisional until the conclusion of any judicial and technical matters.

Clerk Of Course :		Timekeeper :

International Sidecar Revival Meeting



2018 Hyundai Construction Equipment British Sidecar Championship with Molson

RACE 8 - CLASSIFICATION

POS	NO	CL	PIC NAME	ENTRY	LAPS	TIME	GAP	DIFF	MPH	BEST	ON
1	29		1 KERSHAW / CLARK	LCR Kawasaki - Molson/Santander Salt	9	14:30.140			81.17	1:33.725	4
2	6	C	1 ELLIS / RICHARDSON	LCR Honda - Santander Salt	9	14:40.349	10.209	10.209	80.23	1:35.474	6
3	32		2 HORSPOLE / CONNELL	LCR Kawasaki - Baker Plant Hire/Sleaford Quality F	9	14:52.687	22.547	12.338	79.12	1:37.406	4
4	7	C	2 GRAY / PITT	LCR Yamaha - Powerbiking	9	15:03.209	33.069	10.522	78.20	1:38.295	4
5	68		3 BRYAN / HYDE	LCR Kawasaki - CVR Global/GBM	9	15:03.610	33.470	0.401	78.16	1:36.942	7
6	72	C	3 FOUNDS / WALMSLEY	DDM Suzuki - Rowtec Suzuki	9	15:04.345	34.205	0.735	78.10	1:38.593	5
7	11		4 NICHOLLS / COLE	LCR Kawasaki - Highbridge Motortech	9	15:17.510	47.370	13.165	76.98	1:40.421	9
8	100	C	4 STEVENS / SHARP	LCR Kawasaki - Quattro Plant/JG Speedfit Kawasaki	9	15:18.610	48.470	1.100	76.89	1:40.111	5
9	4	C	5 PEACH / EDWARDS	LCR Yamaha - Life Safety Motorsport	9	15:18.795	48.655	0.185	76.87	1:39.985	7
10	51		5 GILBERT / TRITTON	LCR Yamaha - Draper Racing	9	15:35.593	1:05.453	16.798	75.49	1:41.153	3
11	15	C	6 SHAND / BELSEY	Shand F2 Suzuki - Kevin Ashworth Timber	9	15:37.109	1:06.969	1.516	75.37	1:41.876	3
12	69	C	7 LAMBERT / CANIPA	GLR Honda - Jonny Yates / Biker Construction / Wo	9	15:37.795	1:07.655	0.686	75.31	1:42.602	6
13	75		6 JONES / NIX	LCR Yamaha - Harvey Fabrication	9	15:50.341	1:20.201	12.546	74.32	1:43.479	3

NOT CLASSIFIED

DNF	10		ROBINSON / HAUXWELL	LCR Suzuki - Robinson Racing	9	15:36.323	1:06.183		75.43	1:42.234	2
DNF	111		CABLE / PAWSEY	LCR Kawasaki - L&W Contractors	1	1:57.898	8 Laps	8 Laps	66.56		

FASTEST LAP

	29		KERSHAW / CLARK	LCR Kawasaki - Molson/Santander Salt	4	1:33.725			83.73 mph	134.75 kph	
	6	C	ELLIS / RICHARDSON	LCR Honda - Santander Salt	6	1:35.474			82.20 mph	132.28 kph	

Weather / Track : Bright / Dry

These results are provisional until the conclusion of any judicial and technical matters.

Cadwell Park

Circuit Length = 2.1800 miles

Start: 15:19 Flag 15:33 End: 15:38

Clerk Of Course :		Timekeeper :	
-------------------	--	--------------	--

International Sidecar Revival Meeting

2018 Hyundai Construction Equipment British Sidecar Championship with Molson

RACE 8 - LAP CHART

LAP 1 @ 15:20:50.270

NO	BEHIND	LAP TIME
11		1:47.013
32	0.310	1:47.323
6	0.855	1:47.868
7	1.153	1:48.166
51	1.803	1:48.816
29	2.017	1:49.030
72	2.147	1:49.160
4	2.721	1:49.734
100	2.893	1:49.906
10	4.669	1:51.682
15	5.225	1:52.238
69	5.764	1:52.777
68	6.547	1:53.560
75	6.605	1:53.618
111	10.885	1:57.898

LAP 2 @ 15:22:28.949

NO	BEHIND	LAP TIME
32		1:38.369
29	0.179	1:36.841
6	0.906	1:38.730
7	3.062	1:40.588
11	4.524	1:43.203
72	5.053	1:41.585
51	5.414	1:42.290
4	5.989	1:41.947
100	6.088	1:41.874
68	8.206	1:40.338
10	8.224	1:42.234
15	9.504	1:42.958
69	10.172	1:43.087
75	11.845	1:43.919

LAP 3 @ 15:24:05.487

NO	BEHIND	LAP TIME
29		1:36.359
32	0.964	1:37.502
6	1.362	1:36.994
7	5.256	1:38.732
72	9.472	1:40.957
11	9.700	1:41.714
51	10.029	1:41.153
100	10.372	1:40.822
68	10.746	1:39.078
4	10.847	1:41.396
10	14.313	1:42.627
15	14.842	1:41.876
69	16.287	1:42.653
75	18.786	1:43.479

LAP 4 @ 15:25:39.212

NO	BEHIND	LAP TIME
29		1:33.725
6	3.129	1:35.492
32	4.645	1:37.406
7	9.826	1:38.295
72	14.456	1:38.709
11	17.220	1:41.245
68	17.786	1:40.765
51	17.880	1:41.576

100	18.511	1:41.864
4	18.972	1:41.850
10	24.597	1:44.009
15	25.161	1:44.044
69	25.757	1:43.195
75	29.699	1:44.638

LAP 5 @ 15:27:13.241

NO	BEHIND	LAP TIME
29		1:34.029
6	4.909	1:35.809
32	8.540	1:37.924
7	15.858	1:40.061
72	19.020	1:38.593
11	23.865	1:40.674
68	24.161	1:40.404
100	24.593	1:40.111
51	26.217	1:42.366
4	26.351	1:41.408
10	33.493	1:42.925
15	33.891	1:42.759
69	35.098	1:43.370
75	40.254	1:44.584

LAP 6 @ 15:28:48.232

NO	BEHIND	LAP TIME
29		1:34.991
6	5.392	1:35.474
32	11.304	1:37.755
7	19.983	1:39.116
72	22.865	1:38.836
68	26.177	1:37.007
11	31.063	1:42.189
100	31.582	1:41.980
4	32.105	1:40.745
51	36.331	1:45.105
10	41.588	1:43.086
15	42.440	1:43.540
69	42.709	1:42.602
75	49.447	1:44.184

LAP 7 @ 15:30:22.917

NO	BEHIND	LAP TIME
29		1:34.685
6	7.022	1:36.315
32	15.254	1:38.635
7	24.800	1:39.502
72	26.994	1:38.814
68	28.434	1:36.942
11	36.895	1:40.517
4	37.405	1:39.985
100	37.612	1:40.715
51	45.538	1:43.892
10	50.583	1:43.680
15	51.342	1:43.587
69	51.427	1:43.403
75	1:00.330	1:45.568

LAP 8 @ 15:31:58.156

NO	BEHIND	LAP TIME
29		1:35.239
6	8.577	1:36.794

32	18.859	1:38.844
7	28.792	1:39.231
72	30.707	1:38.952
68	30.938	1:37.743
11	42.190	1:40.534
4	42.866	1:40.700
100	43.115	1:40.742
51	54.916	1:44.617
10	58.732	1:43.388
15	58.947	1:42.844
69	59.993	1:43.805
75	1:09.807	1:44.716

LAP 9 @ 15:33:33.397

NO	BEHIND	LAP TIME
29		1:35.241
6	10.209	1:36.873
32	22.547	1:38.929
7	33.069	1:39.518
68	33.470	1:37.773
72	34.205	1:38.739
11	47.370	1:40.421
100	48.470	1:40.596
4	48.655	1:41.030
51	1:05.453	1:45.778
10	1:06.183	1:42.692
15	1:06.969	1:43.263
69	1:07.655	1:42.903
75	1:20.201	1:45.635

Weather / Track : Bright / Dry

Results can be found at www.tsl-timing.com

Cadwell Park

Circuit Length = 2.1800 miles

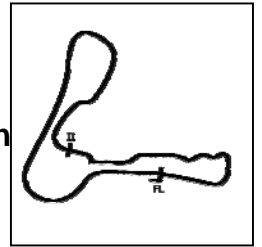
Start: 15:19 Flag 15:33 End: 15:38

Printed - 15:41 Sunday, 24 June 2018

International Sidecar Revival Meeting

2018 Hyundai Construction Equipment British Sidecar Championship with Molson

RACE 8 - SECTOR ANALYSIS



SECTOR 1 = FL to I1, SECTOR 2 = I1 to FL, DIFF = Difference To Personal Best Lap, P = Crossed Finish Line in Pit Lane, D = Time Disallowed

P1 29		KERSHAW / CLARK		LCR Kawasaki - Molson/Santander Salt			
IDEAL LAP TIME : 1:33.725		BEST LAP TIME : 1:33.725		DIFFERENCE : 0.000			
LAP	SECTOR 1	SECTOR 2	LAP TIME	MPH	DIFF	TIME OF DAY	
1 -		43.069	1:49.030	71.98	15.305	15:20:52.287	
2 -	56.463	40.378	1:36.841	81.04	3.116	15:22:29.128	
3 -	55.629	40.730	1:36.359	81.44	2.634	15:24:05.487	
4 -	53.396	40.329	1:33.725 (1)	83.73		15:25:39.212	
5 -	53.433	40.596	1:34.029 (2)	83.46	0.304	15:27:13.241	
6 -	54.211	40.780	1:34.991	82.61	1.266	15:28:48.232	
7 -	53.775	40.910	1:34.685 (3)	82.88	0.960	15:30:22.917	
8 -	54.463	40.776	1:35.239	82.40	1.514	15:31:58.156	
9 -	54.128	41.113	1:35.241	82.40	1.516	15:33:33.397	

P2 6 C		ELLIS / RICHARDSON		LCR Honda - Santander Salt			
IDEAL LAP TIME : 1:35.162		BEST LAP TIME : 1:35.474		DIFFERENCE : 0.312			
LAP	SECTOR 1	SECTOR 2	LAP TIME	MPH	DIFF	TIME OF DAY	
1 -		43.677	1:47.868	72.75	12.394	15:20:51.125	
2 -	57.853	40.877	1:38.730	79.49	3.256	15:22:29.855	
3 -	55.310	41.684	1:36.994	80.91	1.520	15:24:06.849	
4 -	55.026	40.466	1:35.492 (2)	82.18	0.018	15:25:42.341	
5 -	54.970	40.839	1:35.809 (3)	81.91	0.335	15:27:18.150	
6 -	54.696	40.778	1:35.474 (1)	82.20		15:28:53.624	
7 -	55.262	41.053	1:36.315	81.48	0.841	15:30:29.939	
8 -	55.696	41.098	1:36.794	81.08	1.320	15:32:06.733	
9 -	55.600	41.273	1:36.873	81.01	1.399	15:33:43.606	

P3 32		HORSPOLE / CONNELL		LCR Kawasaki - Baker Plant Hire/Sleaford Quality Foods			
IDEAL LAP TIME : 1:36.998		BEST LAP TIME : 1:37.406		DIFFERENCE : 0.408			
LAP	SECTOR 1	SECTOR 2	LAP TIME	MPH	DIFF	TIME OF DAY	
1 -		43.425	1:47.323	73.12	9.917	15:20:50.580	
2 -	56.885	41.484	1:38.369	79.78	0.963	15:22:28.949	
3 -	55.514	41.988	1:37.502 (2)	80.49	0.096	15:24:06.451	
4 -	55.724	41.682	1:37.406 (1)	80.57		15:25:43.857	
5 -	56.086	41.838	1:37.924	80.14	0.518	15:27:21.781	
6 -	55.974	41.781	1:37.755 (3)	80.28	0.349	15:28:59.536	
7 -	56.591	42.044	1:38.635	79.56	1.229	15:30:38.171	
8 -	56.523	42.321	1:38.844	79.39	1.438	15:32:17.015	
9 -	56.898	42.031	1:38.929	79.33	1.523	15:33:55.944	

P4 7 C		GRAY / PITT		LCR Yamaha - Powerbiking			
IDEAL LAP TIME : 1:38.295		BEST LAP TIME : 1:38.295		DIFFERENCE : 0.000			
LAP	SECTOR 1	SECTOR 2	LAP TIME	MPH	DIFF	TIME OF DAY	
1 -		43.699	1:48.166	72.55	9.871	15:20:51.423	
2 -	58.188	42.400	1:40.588	78.02	2.293	15:22:32.011	
3 -	56.572	42.160	1:38.732 (2)	79.48	0.437	15:24:10.743	
4 -	56.373	41.922	1:38.295 (1)	79.84		15:25:49.038	
5 -	57.326	42.735	1:40.061	78.43	1.766	15:27:29.099	
6 -	56.780	42.336	1:39.116 (3)	79.18	0.821	15:29:08.215	
7 -	57.201	42.301	1:39.502	78.87	1.207	15:30:47.717	
8 -	57.042	42.189	1:39.231	79.08	0.936	15:32:26.948	
9 -	56.798	42.720	1:39.518	78.86	1.223	15:34:06.466	

P5 68		BRYAN / HYDE		LCR Kawasaki - CVR Global/GBM			
IDEAL LAP TIME : 1:36.655		BEST LAP TIME : 1:36.942		DIFFERENCE : 0.287			
LAP	SECTOR 1	SECTOR 2	LAP TIME	MPH	DIFF	TIME OF DAY	
1 -		43.872	1:53.560	69.10	16.618	15:20:56.817	
2 -	56.174	44.164	1:40.338	78.21	3.396	15:22:37.155	
3 -	56.002	43.076	1:39.078	79.21	2.136	15:24:16.233	
4 -	57.693	43.072	1:40.765	77.88	3.823	15:25:56.998	

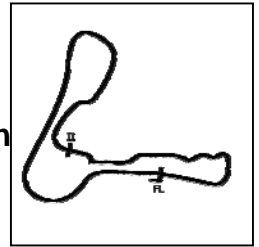
Weather / Track : Bright / Dry

Cadwell Park
Circuit Length = 2.1800 miles
Start: 15:19 Flag 15:33 End: 15:38

International Sidecar Revival Meeting

2018 Hyundai Construction Equipment British Sidecar Championship with Molson

RACE 8 - SECTOR ANALYSIS



SECTOR 1 = FL to I1, SECTOR 2 = I1 to FL, DIFF = Difference To Personal Best Lap, P = Crossed Finish Line in Pit Lane, D = Time Disallowed

5 -	57.487	42.917	1:40.404	78.16	3.462	15:27:37.402
6 -	55.900	41.107	1:37.007 (2)	80.90	0.065	15:29:14.409
7 -	55.681	41.261	1:36.942 (1)	80.95		15:30:51.351
8 -	55.827	41.916	1:37.743 (3)	80.29	0.801	15:32:29.094
9 -	55.548	42.225	1:37.773	80.26	0.831	15:34:06.867

P6	72 C	FOUND / WALMSLEY	DDM Suzuki - Rowtec Suzuki			
IDEAL LAP TIME : 1:38.491		BEST LAP TIME : 1:38.593	DIFFERENCE : 0.102			
LAP	SECTOR 1	SECTOR 2	LAP TIME	MPH	DIFF	TIME OF DAY

1 -		43.336	1:49.160	71.89	10.567	15:20:52.417
2 -	58.021	43.564	1:41.585	77.25	2.992	15:22:34.002
3 -	58.154	42.803	1:40.957	77.73	2.364	15:24:14.959
4 -	56.728	41.981	1:38.709 (2)	79.50	0.116	15:25:53.668
5 -	56.600	41.993	1:38.593 (1)	79.60		15:27:32.261
6 -	56.796	42.040	1:38.836	79.40	0.243	15:29:11.097
7 -	56.923	41.891	1:38.814	79.42	0.221	15:30:49.911
8 -	56.957	41.995	1:38.952	79.31	0.359	15:32:28.863
9 -	56.764	41.975	1:38.739 (3)	79.48	0.146	15:34:07.602

P7	11	NICHOLLS / COLE	LCR Kawasaki - Highbridge Motortech			
IDEAL LAP TIME : 1:40.305		BEST LAP TIME : 1:40.421	DIFFERENCE : 0.116			
LAP	SECTOR 1	SECTOR 2	LAP TIME	MPH	DIFF	TIME OF DAY

1 -		43.378	1:47.013	73.33	6.592	15:20:50.270
2 -	59.196	44.007	1:43.203	76.04	2.782	15:22:33.473
3 -	58.150	43.564	1:41.714	77.15	1.293	15:24:15.187
4 -	58.201	43.044	1:41.245	77.51	0.824	15:25:56.432
5 -	57.901	42.773	1:40.674	77.95	0.253	15:27:37.106
6 -	58.714	43.475	1:42.189	76.79	1.768	15:29:19.295
7 -	57.841	42.676	1:40.517 (2)	78.07	0.096	15:30:59.812
8 -	57.822	42.712	1:40.534 (3)	78.06	0.113	15:32:40.346
9 -	57.629	42.792	1:40.421 (1)	78.15		15:34:20.767

P8	100 C	STEVENS / SHARP	LCR Kawasaki - Quattro Plant/JG Speedfit Kawasaki			
IDEAL LAP TIME : 1:39.793		BEST LAP TIME : 1:40.111	DIFFERENCE : 0.318			
LAP	SECTOR 1	SECTOR 2	LAP TIME	MPH	DIFF	TIME OF DAY

1 -		42.742	1:49.906	71.40	9.795	15:20:53.163
2 -	57.941	43.933	1:41.874	77.03	1.763	15:22:35.037
3 -	57.581	43.241	1:40.822	77.84	0.711	15:24:15.859
4 -	58.427	43.437	1:41.864	77.04	1.753	15:25:57.723
5 -	57.268	42.843	1:40.111 (1)	78.39		15:27:37.834
6 -	58.161	43.819	1:41.980	76.95	1.869	15:29:19.814
7 -	57.967	42.748	1:40.715 (3)	77.92	0.604	15:31:00.529
8 -	57.781	42.961	1:40.742	77.90	0.631	15:32:41.271
9 -	57.051	43.545	1:40.596 (2)	78.01	0.485	15:34:21.867

P9	4 C	PEACH / EDWARDS	LCR Yamaha - Life Safety Motorsport			
IDEAL LAP TIME : 1:39.985		BEST LAP TIME : 1:39.985	DIFFERENCE : 0.000			
LAP	SECTOR 1	SECTOR 2	LAP TIME	MPH	DIFF	TIME OF DAY

1 -		43.292	1:49.734	71.51	9.749	15:20:52.991
2 -	57.879	44.068	1:41.947	76.98	1.962	15:22:34.938
3 -	58.018	43.378	1:41.396	77.40	1.411	15:24:16.334
4 -	58.393	43.457	1:41.850	77.05	1.865	15:25:58.184
5 -	57.871	43.537	1:41.408	77.39	1.423	15:27:39.592
6 -	57.633	43.112	1:40.745 (3)	77.90	0.760	15:29:20.337
7 -	57.245	42.740	1:39.985 (1)	78.49		15:31:00.322
8 -	57.787	42.913	1:40.700 (2)	77.93	0.715	15:32:41.022
9 -	57.818	43.212	1:41.030	77.68	1.045	15:34:22.052

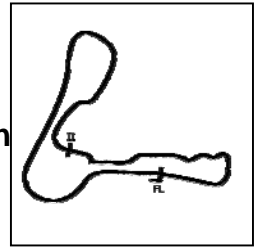
Weather / Track : Bright / Dry

Cadwell Park
Circuit Length = 2.1800 miles
Start: 15:19 Flag 15:33 End: 15:38

International Sidecar Revival Meeting

2018 Hyundai Construction Equipment British Sidecar Championship with Molson

RACE 8 - SECTOR ANALYSIS



SECTOR 1 = FL to I1, SECTOR 2 = I1 to FL, DIFF = Difference To Personal Best Lap, P = Crossed Finish Line in Pit Lane, D = Time Disallowed

P10 51		GILBERT / TRITTON		LCR Yamaha - Draper Racing			
IDEAL LAP TIME : 1:41.064		BEST LAP TIME : 1:41.153		DIFFERENCE : 0.089			
LAP	SECTOR 1	SECTOR 2	LAP TIME	MPH	DIFF	TIME OF DAY	
1 -		43.491	1:48.816	72.12	7.663	15:20:52.073	
2 -	57.865	44.425	1:42.290 (3)	76.72	1.137	15:22:34.363	
3 -	57.954	43.199	1:41.153 (1)	77.58		15:24:15.516	
4 -	58.273	43.303	1:41.576 (2)	77.26	0.423	15:25:57.092	
5 -	58.625	43.741	1:42.366	76.66	1.213	15:27:39.458	
6 -	1:00.193	44.912	1:45.105	74.66	3.952	15:29:24.563	
7 -	59.390	44.502	1:43.892	75.54	2.739	15:31:08.455	
8 -	59.597	45.020	1:44.617	75.01	3.464	15:32:53.072	
9 -	1:00.759	45.019	1:45.778	74.19	4.625	15:34:38.850	

P11 15 C		SHAND / BELSEY		Shand F2 Suzuki - Kevin Ashworth Timber			
IDEAL LAP TIME : 1:41.876		BEST LAP TIME : 1:41.876		DIFFERENCE : 0.000			
LAP	SECTOR 1	SECTOR 2	LAP TIME	MPH	DIFF	TIME OF DAY	
1 -		44.159	1:52.238	69.92	10.362	15:20:55.495	
2 -	59.213	43.745	1:42.958	76.22	1.082	15:22:38.453	
3 -	58.488	43.388	1:41.876 (1)	77.03		15:24:20.329	
4 -	59.298	44.746	1:44.044	75.43	2.168	15:26:04.373	
5 -	59.007	43.752	1:42.759 (2)	76.37	0.883	15:27:47.132	
6 -	58.795	44.745	1:43.540	75.79	1.664	15:29:30.672	
7 -	58.954	44.633	1:43.587	75.76	1.711	15:31:14.259	
8 -	58.763	44.081	1:42.844 (3)	76.31	0.968	15:32:57.103	
9 -	59.053	44.210	1:43.263	76.00	1.387	15:34:40.366	

P12 69 C		LAMBERT / CANIPA		GLR Honda - Jonny Yates / Biker Construction / Wolf Electric			
IDEAL LAP TIME : 1:42.375		BEST LAP TIME : 1:42.602		DIFFERENCE : 0.227			
LAP	SECTOR 1	SECTOR 2	LAP TIME	MPH	DIFF	TIME OF DAY	
1 -		44.465	1:52.777	69.58	10.175	15:20:56.034	
2 -	59.182	43.905	1:43.087	76.13	0.485	15:22:39.121	
3 -	58.970	43.683	1:42.653 (2)	76.45	0.051	15:24:21.774	
4 -	58.871	44.324	1:43.195	76.05	0.593	15:26:04.969	
5 -	59.148	44.222	1:43.370	75.92	0.768	15:27:48.339	
6 -	58.692	43.910	1:42.602 (1)	76.49		15:29:30.941	
7 -	59.501	43.902	1:43.403	75.89	0.801	15:31:14.344	
8 -	59.173	44.632	1:43.805	75.60	1.203	15:32:58.149	
9 -	58.713	44.190	1:42.903 (3)	76.26	0.301	15:34:41.052	

P13 75		JONES / NIX		LCR Yamaha - Harvey Fabrication			
IDEAL LAP TIME : 1:43.392		BEST LAP TIME : 1:43.479		DIFFERENCE : 0.087			
LAP	SECTOR 1	SECTOR 2	LAP TIME	MPH	DIFF	TIME OF DAY	
1 -		44.573	1:53.618	69.07	10.139	15:20:56.875	
2 -	59.998	43.921	1:43.919 (2)	75.52	0.440	15:22:40.794	
3 -	59.471	44.008	1:43.479 (1)	75.84		15:24:24.273	
4 -	59.938	44.700	1:44.638	75.00	1.159	15:26:08.911	
5 -	1:00.155	44.429	1:44.584	75.04	1.105	15:27:53.495	
6 -	59.805	44.379	1:44.184 (3)	75.32	0.705	15:29:37.679	
7 -	1:01.146	44.422	1:45.568	74.34	2.089	15:31:23.247	
8 -	1:00.081	44.635	1:44.716	74.94	1.237	15:33:07.963	
9 -	1:00.773	44.862	1:45.635	74.29	2.156	15:34:53.598	

P14 10		ROBINSON / HAUXWELL		LCR Suzuki - Robinson Racing			
IDEAL LAP TIME : 1:41.910		BEST LAP TIME : 1:42.234		DIFFERENCE : 0.324			
LAP	SECTOR 1	SECTOR 2	LAP TIME	MPH	DIFF	TIME OF DAY	
1 -		44.128	1:51.682	70.27	9.448	15:20:54.939	
2 -	57.782	44.452	1:42.234 (1)	76.76		15:22:37.173	
3 -	58.035	44.592	1:42.627 (2)	76.47	0.393	15:24:19.800	
4 -	59.096	44.913	1:44.009	75.45	1.775	15:26:03.809	

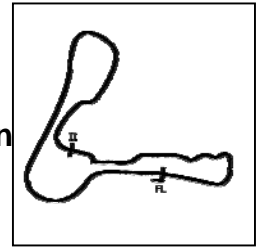
Weather / Track : Bright / Dry

Cadwell Park
Circuit Length = 2.1800 miles
Start: 15:19 Flag 15:33 End: 15:38

International Sidecar Revival Meeting

2018 Hyundai Construction Equipment British Sidecar Championship with Molson

RACE 8 - SECTOR ANALYSIS



SECTOR 1 = FL to I1, SECTOR 2 = I1 to FL, DIFF = Difference To Personal Best Lap, P = Crossed Finish Line in Pit Lane, D = Time Disallowed

5 -	58.619	44.306	1:42.925	76.25	0.691	15:27:46.734
6 -	58.428	44.658	1:43.086	76.13	0.852	15:29:29.820
7 -	58.963	44.717	1:43.680	75.69	1.446	15:31:13.500
8 -	58.716	44.672	1:43.388	75.90	1.154	15:32:56.888
9 -	58.264	44.428	1:42.692 (3)	76.42	0.458	15:34:39.580

P15 111	CABLE / PAWSEY	LCR Kawasaki - L&W Contractors				
IDEAL LAP TIME : 1:48.744	BEST LAP TIME :	DIFFERENCE :				
LAP	SECTOR 1	SECTOR 2	LAP TIME	MPH	DIFF	TIME OF DAY

1 -		46.377	1:57.898	66.56		15:21:01.155
-----	--	---------------	----------	-------	--	--------------

International Sidecar Revival Meeting

2018 Hyundai Construction Equipment British Sidecar Championship with Molson

RACE 8 - BEST SECTORS

SECTOR 1			SECTOR 2			IDEAL / BEST COMPARISON						
POS	NO	NAME	TIME	NO	NAME	TIME	POS	NO	NAME	IDEAL	BEST	DIFF
1	29	KERSHAW / CLARK	53.396	29	KERSHAW / CLARK	40.329	1	29	KERSHAW / CLARK	1:33.725	1:33.725	0.000
2	6	ELLIS / RICHARDSON	54.696	6	ELLIS / RICHARDSON	40.466	2	6	ELLIS / RICHARDSON	1:35.162	1:35.474	0.312
3	32	HORSPOLE / CONNELL	55.514	68	BRYAN / HYDE	41.107	3	68	BRYAN / HYDE	1:36.655	1:36.942	0.287
4	68	BRYAN / HYDE	55.548	32	HORSPOLE / CONNELL	41.484	4	32	HORSPOLE / CONNE	1:36.998	1:37.406	0.408
5	7	GRAY / PITT	56.373	72	FOUND / WALMSLEY	41.891	5	7	GRAY / PITT	1:38.295	1:38.295	0.000
6	72	FOUND / WALMSLEY	56.600	7	GRAY / PITT	41.922	6	72	FOUND / WALMSLE	1:38.491	1:38.593	0.102
7	100	STEVENS / SHARP	57.051	11	NICHOLLS / COLE	42.676	7	100	STEVENS / SHARP	1:39.793	1:40.111	0.318
8	4	PEACH / EDWARDS	57.245	4	PEACH / EDWARDS	42.740	8	4	PEACH / EDWARDS	1:39.985	1:39.985	0.000
9	11	NICHOLLS / COLE	57.629	100	STEVENS / SHARP	42.742	9	11	NICHOLLS / COLE	1:40.305	1:40.421	0.116
10	10	ROBINSON / HAUXWELL	57.782	51	GILBERT / TRITTON	43.199	10	51	GILBERT / TRITTON	1:41.064	1:41.153	0.089
11	51	GILBERT / TRITTON	57.865	15	SHAND / BELSEY	43.388	11	15	SHAND / BELSEY	1:41.876	1:41.876	0.000
12	15	SHAND / BELSEY	58.488	69	LAMBERT / CANIPA	43.683	12	10	ROBINSON / HAUXW	1:41.910	1:42.234	0.324
13	69	LAMBERT / CANIPA	58.692	75	JONES / NIX	43.921	13	69	LAMBERT / CANIPA	1:42.375	1:42.602	0.227
14	75	JONES / NIX	59.471	10	ROBINSON / HAUXWELL	44.128	14	75	JONES / NIX	1:43.392	1:43.479	0.087
15	111	CABLE / PAWSEY	1:02.367	111	CABLE / PAWSEY	46.377	15	111	CABLE / PAWSEY	1:48.744		

PERFECT LAP 1:33.725

Weather / Track : Bright / Dry

Results can be found at www.tsl-timing.com

Cadwell Park
Circuit Length = 2.1800 miles
Start: 15:19 Flag 15:33 End: 15:38

Printed - 15:41 Sunday, 24 June 2018

