

BMCRC-MRO Championships 2019



# MOLSON GROUP BRITISH SIDECARS

Round 3

Cadwell Park

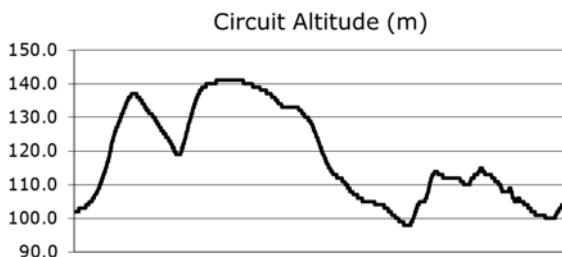
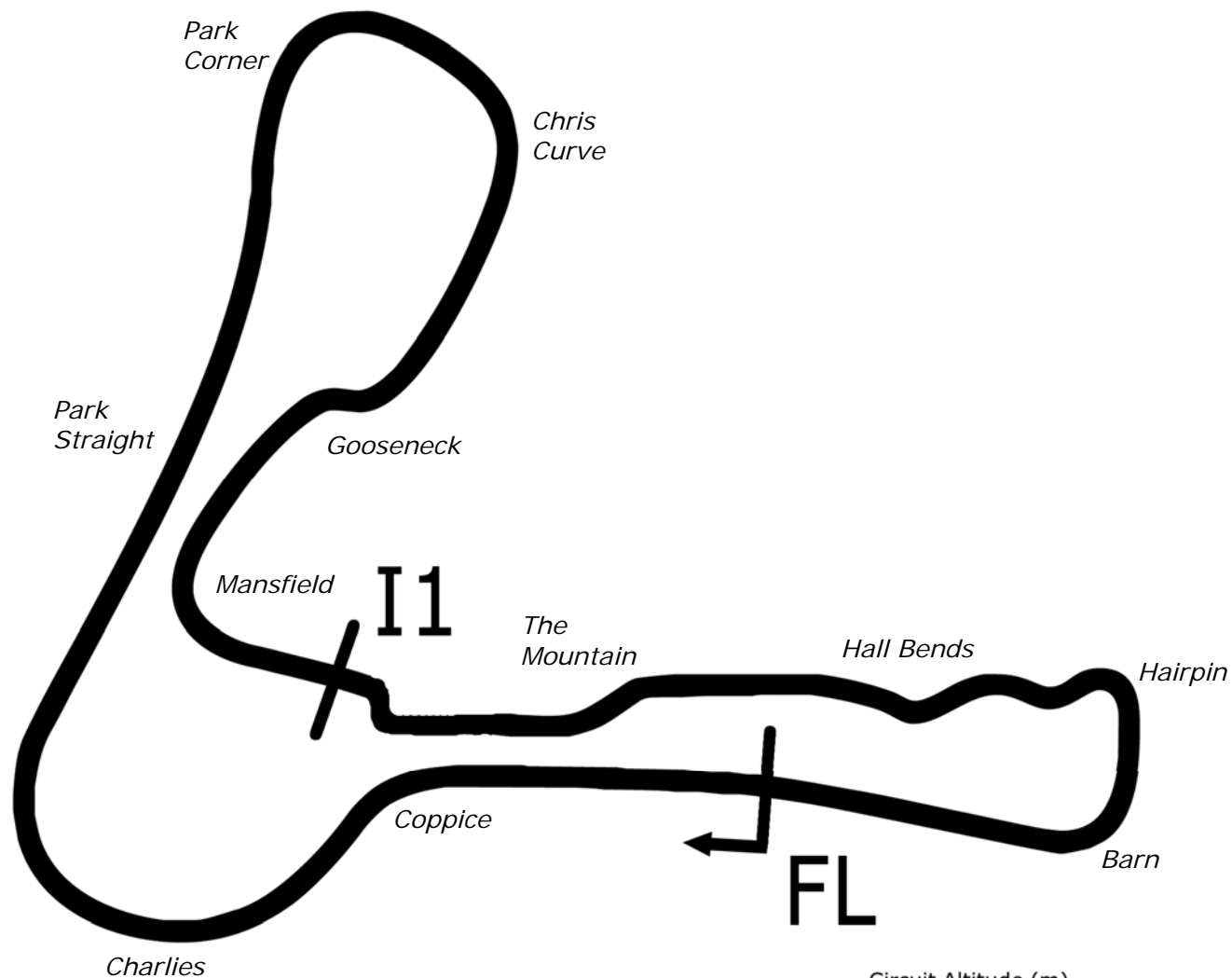
22<sup>nd</sup>/23<sup>rd</sup> June 2019



Results Provided by Timing Solutions Ltd

[www.tsl-timing.com](http://www.tsl-timing.com)

# Cadwell Park



Length	2.1800 miles	3508.4 m	
FL		53.31024 N	0.05940 W
I1	2330m	53.30708 N	0.06270 W
Pit Entry	3472m	53.31103 N	0.05889 W
Pit Exit	0m after FL	53.31030 N	0.05940 W
Pit Entry-Pit Exit 92m, 5.5s @60kph, 4.1s @80kph			

All results available at [www.tsl-timing.com](http://www.tsl-timing.com)

**International Sidecar Revival Meeting**  
**Molson British Sidecar Championship**  
**FREE PRACTICE - CLASSIFICATION**



POS	NO	NAME	ENTRY	TIME	ON	LAPS	GAP	DIFF	MPH
1	1	<b>KERSHAW / CLARK</b>	LCR Yamaha - Molson/Express Tryes/Santander Salt	<b>1:33.605</b>	4	6			83.84
2	6	<b>ELLIS / RICHARDSON</b>	LCR Honda - Santander Salt	<b>1:34.255</b>	5	6	<b>0.650</b>	0.650	83.26
3	95	<b>BLACKSTOCK / ROSNEY</b>	LCR Yamaha - SBR	<b>1:34.812</b>	4	5	<b>1.207</b>	0.557	82.77
4	60	<b>HOLLAND / WATSON</b>	LCR Kawasaki - Quattro Plant JG Speedfit	<b>1:36.227</b>	5	6	<b>2.622</b>	1.415	81.55
5	3	<b>HOLDEN / CAIN</b>	LCR Kawasaki - SBR	<b>1:36.545</b>	3	7	<b>2.940</b>	0.318	81.28
6	9	<b>WALKER / CHRISTIE</b>	LCR Yamaha - TAG Racing Yamaha	<b>1:37.103</b>	4	4	<b>3.498</b>	0.558	80.82
7	2	<b>BRYAN / HYDE</b>	LCR Honda - CVR Global / GBM Demolition	<b>1:37.308</b>	3	4	<b>3.703</b>	0.205	80.65
8	5	<b>BIGGS / SCHMITZ</b>	LCR Honda - Taurus Tools	<b>1:38.232</b>	6	6	<b>4.627</b>	0.924	79.89
9	4	<b>PEACH / EDWARDS</b>	LCR Yamaha - Life Safety Motorsport	<b>1:38.457</b>	4	4	<b>4.852</b>	0.225	79.71
10	100	<b>STEVENS / CHARLWOOD</b>	LCR Kawasaki - Quattro Plant JG Speedfit	<b>1:39.031</b>	3	5	<b>5.426</b>	0.574	79.24
11	58	<b>KIRK / SMITHIES</b>	LCR Yamaha - MK Racing	<b>1:39.253</b>	6	7	<b>5.648</b>	0.222	79.07
12	111	<b>CABLE / LAWRENCE</b>	LCR Yamaha - Cable Racing / L&W	<b>1:39.950</b>	6	7	<b>6.345</b>	0.697	78.51
13	18	<b>BELL / ANDERSON</b>	LCR Yamaha - Marin Motorsport	<b>1:40.100</b>	5	7	<b>6.495</b>	0.150	78.40
14	44	<b>FOUND'S / LOWTHER</b>	LCR Yamaha - Cloud Vapers	<b>1:40.949</b>	3	7	<b>7.344</b>	0.849	77.74
15	51	<b>GILBERT / PILMOOR BRADY</b>	Adolf RS1 Yamaha - Draper Racing	<b>1:41.213</b>	4	4	<b>7.608</b>	0.264	77.54
16	32	<b>HORSPOLE / CONNELL</b>	LCR Yamaha - Sleaford Quality Foods / Baker Plant Hire	<b>1:41.240</b>	2	3	<b>7.635</b>	0.027	77.51
17	42	<b>LOWTHER / BINNS</b>	LCR Honda - Lowther Racing	<b>1:41.305</b>	3	3	<b>7.700</b>	0.065	77.46
18	11	<b>NICHOLLS / COLE</b>	LCR Honda - TSR Racing	<b>1:41.736</b>	5	5	<b>8.131</b>	0.431	77.14
19	7	<b>GRAY / PITT</b>	LCR Yamaha - Brian Gray Powerbiking Team	<b>1:43.020</b>	2	2	<b>9.415</b>	1.284	76.18
20	14	<b>LOCKEY / SAYERS</b>	LCR Honda - Real Racing	<b>1:45.465</b>	7	7	<b>11.860</b>	2.445	74.41
21	89	<b>HAUXWELL / TAYLOR</b>	LCR Suzuki - Vinyls4U DMH tyres	<b>1:47.343</b>	6	7	<b>13.738</b>	1.878	73.11
22	175	<b>C CLARKE / CA CLARKE</b>	Windle Yamaha - C Clarke Racing	<b>1:47.729</b>	2	4	<b>14.124</b>	0.386	72.85
23	10	<b>ROBINSON / HAUXWELL</b>	LCR Yamaha - Robinson Racing	<b>1:48.728</b>	2	2	<b>15.123</b>	0.999	72.18

Weather / Track : Bright / Dry

These results are provisional until the conclusion of any judicial and technical matters.

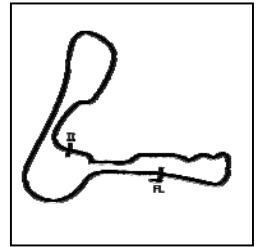
Cadwell Park

Circuit Length = 2.1800 miles

Start: 10:19 Flag 10:32 End: 10:34

Clerk Of Course :	Steward :	Timekeeper :
-------------------	-----------	--------------

**International Sidecar Revival Meeting**  
**Molson British Sidecar Championship**  
**FREE PRACTICE - SECTOR ANALYSIS**



SECTOR 1 = FL to I1, SECTOR 2 = I1 to FL, DIFF = Difference To Personal Best Lap, P = Crossed Finish Line in Pit Lane, D = Time Disallowed

<b>P1 1</b>		<b>KERSHAW / CLARK</b>		LCR Yamaha - Molson/Express Tryes/Santander Salt			
IDEAL LAP TIME : 1:33.459		BEST LAP TIME : 1:33.605		DIFFERENCE : 0.146			
LAP	SECTOR 1	SECTOR 2	LAP TIME	MPH	DIFF	TIME OF DAY	
1 -	59.108	42.846	1:41.954	76.97	8.349	10:21:57.490	
2 -	55.565	40.484	1:36.049	81.70	2.444	10:23:33.539	
3 -	54.464	40.018	1:34.482 (3)	83.06	0.877	10:25:08.021	
<b>4 -</b>	<b>53.588</b>	40.017	<b>1:33.605 (1)</b>	<b>83.84</b>		<b>10:26:41.626</b>	
5 -	53.757	<b>39.871</b>	1:33.628 (2)	83.82	0.023	10:28:15.254	
6 -	53.841	40.790	1:34.631	82.93	1.026	10:29:49.885	

<b>P2 6</b>		<b>ELLIS / RICHARDSON</b>		LCR Honda - Santander Salt			
IDEAL LAP TIME : 1:34.158		BEST LAP TIME : 1:34.255		DIFFERENCE : 0.097			
LAP	SECTOR 1	SECTOR 2	LAP TIME	MPH	DIFF	TIME OF DAY	
1 -	57.872	42.198	1:40.070	78.42	5.815	10:21:57.962	
2 -	56.663	40.553	1:37.216	80.72	2.961	10:23:35.178	
3 -	54.297	40.314	1:34.611 (3)	82.95	0.356	10:25:09.789	
4 -	54.721	<b>39.940</b>	1:34.661	82.90	0.406	10:26:44.450	
<b>5 -</b>	<b>54.218</b>	40.037	<b>1:34.255 (1)</b>	<b>83.26</b>		<b>10:28:18.705</b>	
6 -	54.227	40.032	1:34.259 (2)	83.26	0.004	10:29:52.964	

<b>P3 95</b>		<b>BLACKSTOCK / ROSNEY</b>		LCR Yamaha - SBR			
IDEAL LAP TIME : 1:34.812		BEST LAP TIME : 1:34.812		DIFFERENCE : 0.000			
LAP	SECTOR 1	SECTOR 2	LAP TIME	MPH	DIFF	TIME OF DAY	
1 -	57.044	41.177	1:38.221	79.90	3.409	10:21:46.807	
2 -	55.030	40.632	1:35.662	82.03	0.850	10:23:22.469	
3 -	54.631	40.711	1:35.342 (3)	82.31	0.530	10:24:57.811	
<b>4 -</b>	<b>54.335</b>	<b>40.477</b>	<b>1:34.812 (1)</b>	<b>82.77</b>		<b>10:26:32.623</b>	
5 -	54.378	40.522	1:34.900 (2)	82.69	0.088	10:28:07.523	

<b>P4 60</b>		<b>HOLLAND / WATSON</b>		LCR Kawasaki - Quattro Plant JG Speedfit			
IDEAL LAP TIME :		BEST LAP TIME : 1:36.227		DIFFERENCE :			
LAP	SECTOR 1	SECTOR 2	LAP TIME	MPH	DIFF	TIME OF DAY	
1 -			1:48.331	72.44	12.104	10:22:19.500	
2 -			3:53.449	33.61	2:17.222	10:26:12.949	
3 -			1:44.825	74.86	8.598	10:27:57.774	
4 -			1:39.570 (3)	78.81	3.343	10:29:37.344	
<b>5 -</b>			<b>1:36.227 (1)</b>	<b>81.55</b>		<b>10:31:13.571</b>	
6 -			1:36.863 (2)	81.02	0.636	10:32:50.434	

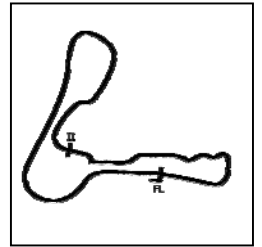
<b>P5 3</b>		<b>HOLDEN / CAIN</b>		LCR Kawasaki - SBR			
IDEAL LAP TIME : 1:35.631		BEST LAP TIME : 1:36.545		DIFFERENCE : 0.914			
LAP	SECTOR 1	SECTOR 2	LAP TIME	MPH	DIFF	TIME OF DAY	
1 -	1:01.224	<b>40.918</b>	1:42.142	76.83	5.597	10:21:54.340	
2 -	55.940	40.935	1:36.875 (2)	81.01	0.330	10:23:31.215	
<b>3 -</b>	<b>54.713</b>	41.832	<b>1:36.545 (1)</b>	<b>81.28</b>		<b>10:25:07.760</b>	
4 -	55.405	IN PIT	2:07.695 P	61.45	31.150	10:27:15.455	
5 -	OUTLAP	41.755	1:45.494	74.39	8.949	10:29:00.949	
6 -	55.372	42.303	1:37.675 (3)	80.34	1.130	10:30:38.624	
7 -	1:00.084	44.916	1:45.000	74.74	8.455	10:32:23.624	

<b>P6 9</b>		<b>WALKER / CHRISTIE</b>		LCR Yamaha - TAG Racing Yamaha			
IDEAL LAP TIME : 1:37.103		BEST LAP TIME : 1:37.103		DIFFERENCE : 0.000			
LAP	SECTOR 1	SECTOR 2	LAP TIME	MPH	DIFF	TIME OF DAY	
1 -	1:00.118	42.200	1:42.318	76.70	5.215	10:22:02.438	
2 -	56.894	41.714	1:38.608 (3)	79.58	1.505	10:23:41.046	
3 -	56.120	41.390	1:37.510 (2)	80.48	0.407	10:25:18.556	
<b>4 -</b>	<b>56.004</b>	<b>41.099</b>	<b>1:37.103 (1)</b>	<b>80.82</b>		<b>10:26:55.659</b>	

Weather / Track : Bright / Dry

Cadwell Park  
 Circuit Length = 2.1800 miles  
 Start: 10:19 Flag 10:32 End: 10:34

**International Sidecar Revival Meeting**  
**Molson British Sidecar Championship**  
**FREE PRACTICE - SECTOR ANALYSIS**



SECTOR 1 = FL to I1, SECTOR 2 = I1 to FL, DIFF = Difference To Personal Best Lap, P = Crossed Finish Line in Pit Lane, D = Time Disallowed

<b>P7 2</b>		<b>BRYAN / HYDE</b>		LCR Honda - CVR Global / GBM Demolition			
IDEAL LAP TIME : 1:37.051		BEST LAP TIME : 1:37.308		DIFFERENCE : 0.257			
LAP	SECTOR 1	SECTOR 2	LAP TIME	MPH	DIFF	TIME OF DAY	
1 -	59.829	42.210	1:42.039	76.91	4.731	10:21:53.815	
2 -	57.307	<b>41.125</b>	1:38.432 (3)	79.73	1.124	10:23:32.247	
3 -	56.077	41.231	<b>1:37.308 (1)</b>	<b>80.65</b>		<b>10:25:09.555</b>	
4 -	56.148	41.208	1:37.356 (2)	80.61	0.048	10:26:46.911	

<b>P8 5</b>		<b>BIGGS / SCHMITZ</b>		LCR Honda - Taurus Tools			
IDEAL LAP TIME : 1:38.179		BEST LAP TIME : 1:38.232		DIFFERENCE : 0.053			
LAP	SECTOR 1	SECTOR 2	LAP TIME	MPH	DIFF	TIME OF DAY	
1 -	1:00.389	42.979	1:43.368	75.92	5.136	10:21:57.095	
2 -	57.921	42.508	1:40.429	78.14	2.197	10:23:37.524	
3 -	56.706	41.847	1:38.553 (3)	79.63	0.321	10:25:16.077	
4 -	<b>56.563</b>	41.682	1:38.245 (2)	79.88	0.013	10:26:54.322	
5 -	57.982	41.730	1:39.712	78.70	1.480	10:28:34.034	
6 -	56.616	<b>41.616</b>	<b>1:38.232 (1)</b>	<b>79.89</b>		<b>10:30:12.266</b>	

<b>P9 4</b>		<b>PEACH / EDWARDS</b>		LCR Yamaha - Life Safety Motorsport			
IDEAL LAP TIME : 1:38.457		BEST LAP TIME : 1:38.457		DIFFERENCE : 0.000			
LAP	SECTOR 1	SECTOR 2	LAP TIME	MPH	DIFF	TIME OF DAY	
1 -	1:02.059	42.991	1:45.050	74.70	6.593	10:21:56.675	
2 -	57.750	42.455	1:40.205 (3)	78.32	1.748	10:23:36.880	
3 -	56.833	41.785	1:38.618 (2)	79.58	0.161	10:25:15.498	
4 -	<b>56.805</b>	<b>41.652</b>	<b>1:38.457 (1)</b>	<b>79.71</b>		<b>10:26:53.955</b>	

<b>P10 100</b>		<b>STEVENS / CHARLWOOD</b>		LCR Kawasaki - Quattro Plant JG Speedfit			
IDEAL LAP TIME : 1:39.006		BEST LAP TIME : 1:39.031		DIFFERENCE : 0.025			
LAP	SECTOR 1	SECTOR 2	LAP TIME	MPH	DIFF	TIME OF DAY	
1 -	1:02.167	46.236	1:48.403	72.39	9.372	10:22:19.860	
2 -	59.608	42.537	1:42.145 (2)	76.83	3.114	10:24:02.005	
3 -	56.838	<b>42.193</b>	<b>1:39.031 (1)</b>	<b>79.24</b>		<b>10:25:41.036</b>	
4 -	<b>56.813</b>	4:08.485	5:05.298	25.70	3:26.267	10:30:46.334	
5 -	1:00.615	44.664	1:45.279 (3)	74.54	6.248	10:32:31.613	

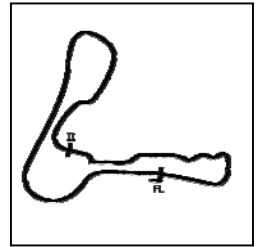
<b>P11 58</b>		<b>KIRK / SMITHIES</b>		LCR Yamaha - MK Racing			
IDEAL LAP TIME : 1:39.070		BEST LAP TIME : 1:39.253		DIFFERENCE : 0.183			
LAP	SECTOR 1	SECTOR 2	LAP TIME	MPH	DIFF	TIME OF DAY	
1 -	1:03.775	44.418	1:48.193	72.53	8.940	10:22:15.867	
2 -	58.697	44.099	1:42.796	76.34	3.543	10:23:58.663	
3 -	57.611	42.403	1:40.014	78.46	0.761	10:25:38.677	
4 -	58.325	42.613	1:40.938	77.75	1.685	10:27:19.615	
5 -	57.224	<b>42.203</b>	1:39.427 (2)	78.93	0.174	10:28:59.042	
6 -	<b>56.867</b>	42.386	<b>1:39.253 (1)</b>	<b>79.07</b>		<b>10:30:38.295</b>	
7 -	57.423	42.463	1:39.886 (3)	78.57	0.633	10:32:18.181	

<b>P12 111</b>		<b>CABLE / LAWRENCE</b>		LCR Yamaha - Cable Racing / L&W			
IDEAL LAP TIME : 1:39.950		BEST LAP TIME : 1:39.950		DIFFERENCE : 0.000			
LAP	SECTOR 1	SECTOR 2	LAP TIME	MPH	DIFF	TIME OF DAY	
1 -	1:03.310	44.070	1:47.380	73.08	7.430	10:22:11.237	
2 -	59.419	43.209	1:42.628	76.47	2.678	10:23:53.865	
3 -	58.579	43.289	1:41.868	77.04	1.918	10:25:35.733	
4 -	58.781	42.514	1:41.295 (3)	77.47	1.345	10:27:17.028	
5 -	58.239	42.337	1:40.576 (2)	78.03	0.626	10:28:57.604	
6 -	<b>57.814</b>	<b>42.136</b>	<b>1:39.950 (1)</b>	<b>78.51</b>		<b>10:30:37.554</b>	
7 -	58.878	42.448	1:41.326	77.45	1.376	10:32:18.880	

Weather / Track : Bright / Dry

Cadwell Park  
 Circuit Length = 2.1800 miles  
 Start: 10:19 Flag 10:32 End: 10:34

**International Sidecar Revival Meeting**  
**Molson British Sidecar Championship**  
**FREE PRACTICE - SECTOR ANALYSIS**



SECTOR 1 = FL to I1, SECTOR 2 = I1 to FL, DIFF = Difference To Personal Best Lap, P = Crossed Finish Line in Pit Lane, D = Time Disallowed

<b>P13 18</b>		<b>BELL / ANDERSON</b>		LCR Yamaha - Marin Motorsport		
IDEAL LAP TIME : 1:40.100		BEST LAP TIME : 1:40.100		DIFFERENCE : 0.000		
LAP	SECTOR 1	SECTOR 2	LAP TIME	MPH	DIFF	TIME OF DAY
1 -	1:01.618	44.247	1:45.865	74.13	5.765	10:22:07.836
2 -	58.930	42.745	1:41.675	77.18	1.575	10:23:49.511
3 -	58.364	43.315	1:41.679	77.18	1.579	10:25:31.190
4 -	58.197	42.833	1:41.030	77.68	0.930	10:27:12.220
5 -	<b>57.722</b>	<b>42.378</b>	<b>1:40.100 (1)</b>	<b>78.40</b>		<b>10:28:52.320</b>
6 -	57.921	42.719	1:40.640 (2)	77.98	0.540	10:30:32.960
7 -	57.952	42.694	1:40.646 (3)	77.97	0.546	10:32:13.606

<b>P14 44</b>		<b>FOUND / LOWTHER</b>		LCR Yamaha - Cloud Vapers		
IDEAL LAP TIME : 1:40.255		BEST LAP TIME : 1:40.949		DIFFERENCE : 0.694		
LAP	SECTOR 1	SECTOR 2	LAP TIME	MPH	DIFF	TIME OF DAY
1 -	1:03.359	IN PIT	2:10.509 P	60.13	29.560	10:22:50.400
2 -	OUTLAP	43.130	1:45.910	74.10	4.961	10:24:36.310
3 -	58.818	<b>42.131</b>	<b>1:40.949 (1)</b>	<b>77.74</b>		<b>10:26:17.259</b>
4 -	<b>58.124</b>	43.433	1:41.557 (2)	77.27	0.608	10:27:58.816
5 -	1:00.600	42.422	1:43.022	76.17	2.073	10:29:41.838
6 -	58.441	43.505	1:41.946 (3)	76.98	0.997	10:31:23.784
7 -	58.451	43.594	1:42.045	76.90	1.096	10:33:05.829

<b>P15 51</b>		<b>GILBERT / PILMOOR BRADY</b>		Adolf RS1 Yamaha - Draper Racing		
IDEAL LAP TIME : 1:41.213		BEST LAP TIME : 1:41.213		DIFFERENCE : 0.000		
LAP	SECTOR 1	SECTOR 2	LAP TIME	MPH	DIFF	TIME OF DAY
1 -	1:05.677	45.404	1:51.081	70.65	9.868	10:22:28.308
2 -	1:02.405	43.224	1:45.629 (3)	74.29	4.416	10:24:13.937
3 -	58.574	42.975	1:41.549 (2)	77.28	0.336	10:25:55.486
4 -	<b>58.315</b>	<b>42.898</b>	<b>1:41.213 (1)</b>	<b>77.54</b>		<b>10:27:36.699</b>

<b>P16 32</b>		<b>HORSPOLE / CONNELL</b>		LCR Yamaha - Sleaford Quality Foods / Baker Plant Hire		
IDEAL LAP TIME : 1:40.825		BEST LAP TIME : 1:41.240		DIFFERENCE : 0.415		
LAP	SECTOR 1	SECTOR 2	LAP TIME	MPH	DIFF	TIME OF DAY
1 -	1:03.704	43.541	1:47.245 (3)	73.17	6.005	10:22:13.774
2 -	58.718	<b>42.522</b>	<b>1:41.240 (1)</b>	<b>77.51</b>		<b>10:23:55.014</b>
3 -	<b>58.303</b>	43.631	1:41.934 (2)	76.99	0.694	10:25:36.948

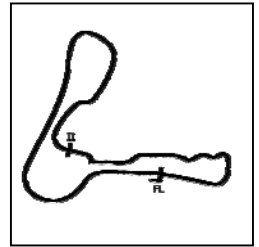
<b>P17 42</b>		<b>LOWTHER / BINNS</b>		LCR Honda - Lowther Racing		
IDEAL LAP TIME : 1:41.028		BEST LAP TIME : 1:41.305		DIFFERENCE : 0.277		
LAP	SECTOR 1	SECTOR 2	LAP TIME	MPH	DIFF	TIME OF DAY
1 -	1:00.148	44.098	1:44.246 (3)	75.28	2.941	10:22:20.883
2 -	1:00.286	43.326	1:43.612 (2)	75.74	2.307	10:24:04.495
3 -	58.131	<b>43.174</b>	<b>1:41.305 (1)</b>	<b>77.46</b>		<b>10:25:45.800</b>

<b>P18 11</b>		<b>NICHOLLS / COLE</b>		LCR Honda - TSR Racing		
IDEAL LAP TIME : 1:41.736		BEST LAP TIME : 1:41.736		DIFFERENCE : 0.000		
LAP	SECTOR 1	SECTOR 2	LAP TIME	MPH	DIFF	TIME OF DAY
1 -	1:03.525	44.332	1:47.857	72.76	6.121	10:22:15.149
2 -	59.205	43.763	1:42.968 (3)	76.21	1.232	10:23:58.117
3 -	59.227	43.644	1:42.871 (2)	76.29	1.135	10:25:40.988
4 -	59.123	44.150	1:43.273	75.99	1.537	10:27:24.261
5 -	<b>58.216</b>	<b>43.520</b>	<b>1:41.736 (1)</b>	<b>77.14</b>		<b>10:29:05.997</b>

Weather / Track : Bright / Dry

Cadwell Park  
 Circuit Length = 2.1800 miles  
 Start: 10:19 Flag 10:32 End: 10:34

**International Sidecar Revival Meeting**  
**Molson British Sidecar Championship**  
**FREE PRACTICE - SECTOR ANALYSIS**



SECTOR 1 = FL to I1, SECTOR 2 = I1 to FL, DIFF = Difference To Personal Best Lap, P = Crossed Finish Line in Pit Lane, D = Time Disallowed

<b>P19 7 GRAY / PITT</b>		LCR Yamaha - Brian Gray Powerbiking Team				
IDEAL LAP TIME : 1:42.080		BEST LAP TIME : 1:43.020		DIFFERENCE : 0.940		
LAP	SECTOR 1	SECTOR 2	LAP TIME	MPH	DIFF	TIME OF DAY
1 -	1:01.109	<b>43.697</b>	1:44.806 (2)	74.88	1.786	10:22:04.896
2 -	59.269	43.751	<b>1:43.020 (1)</b>	<b>76.18</b>		<b>10:23:47.916</b>

<b>P20 14 LOCKEY / SAYERS</b>		LCR Honda - Real Racing				
IDEAL LAP TIME : 1:45.465		BEST LAP TIME : 1:45.465		DIFFERENCE : 0.000		
LAP	SECTOR 1	SECTOR 2	LAP TIME	MPH	DIFF	TIME OF DAY
1 -	1:05.936	46.129	1:52.065	70.03	6.600	10:22:31.624
2 -	1:02.527	45.683	1:48.210	72.52	2.745	10:24:19.834
3 -	1:02.492	47.113	1:49.605	71.60	4.140	10:26:09.439
4 -	1:02.748	45.440	1:48.188 (3)	72.54	2.723	10:27:57.627
5 -	1:02.873	47.478	1:50.351	71.11	4.886	10:29:47.978
6 -	1:01.550	44.779	1:46.329 (2)	73.80	0.864	10:31:34.307
7 -	<b>1:01.276</b>	<b>44.189</b>	<b>1:45.465 (1)</b>	<b>74.41</b>		<b>10:33:19.772</b>

<b>P21 89 HAUXWELL / TAYLOR</b>		LCR Suzuki - Vinyls4U DMH tyres				
IDEAL LAP TIME : 1:47.235		BEST LAP TIME : 1:47.343		DIFFERENCE : 0.108		
LAP	SECTOR 1	SECTOR 2	LAP TIME	MPH	DIFF	TIME OF DAY
1 -	1:06.265	48.148	1:54.413	68.59	7.070	10:22:27.545
2 -	1:03.482	46.514	1:49.996	71.34	2.653	10:24:17.541
3 -	1:03.639	47.775	1:51.414	70.44	4.071	10:26:08.955
4 -	1:02.278	46.056	1:48.334 (3)	72.44	0.991	10:27:57.289
5 -	1:03.813	45.719	1:49.532	71.65	2.189	10:29:46.821
6 -	<b>1:01.743</b>	45.600	<b>1:47.343 (1)</b>	<b>73.11</b>		<b>10:31:34.164</b>
7 -	1:02.141	<b>45.492</b>	1:47.633 (2)	72.91	0.290	10:33:21.797

<b>P22 175 C CLARKE / CA CLARKE</b>		Windle Yamaha - C Clarke Racing				
IDEAL LAP TIME : 1:47.729		BEST LAP TIME : 1:47.729		DIFFERENCE : 0.000		
LAP	SECTOR 1	SECTOR 2	LAP TIME	MPH	DIFF	TIME OF DAY
1 -	1:03.743	46.996	1:50.739	70.86	3.010	10:22:32.769
2 -	<b>1:01.676</b>	<b>46.053</b>	<b>1:47.729 (1)</b>	<b>72.85</b>		<b>10:24:20.498</b>
3 -	1:02.172	48.016	1:50.188 (3)	71.22	2.459	10:26:10.686
4 -	1:01.868	47.216	1:49.084 (2)	71.94	1.355	10:27:59.770

<b>P23 10 ROBINSON / HAUXWELL</b>		LCR Yamaha - Robinson Racing				
IDEAL LAP TIME : 1:47.100		BEST LAP TIME : 1:48.728		DIFFERENCE : 1.628		
LAP	SECTOR 1	SECTOR 2	LAP TIME	MPH	DIFF	TIME OF DAY
1 -	1:03.106	46.461	1:49.567 (2)	71.62	0.839	10:22:19.423
2 -	1:02.423	<b>46.305</b>	<b>1:48.728 (1)</b>	<b>72.18</b>		<b>10:24:08.151</b>

# International Sidecar Revival Meeting

## Molson British Sidecar Championship

### FREE PRACTICE - BEST SECTORS

SECTOR 1				SECTOR 2				IDEAL / BEST COMPARISON				
POS	NO	NAME	TIME	NO	NAME	TIME	POS	NO	NAME	IDEAL	BEST	DIFF
									<b>PERFECT LAP</b>	<b>1:33.459</b>		
1	1	KERSHAW / CLARK	<b>53.588</b>	1	KERSHAW / CLARK	<b>39.871</b>	1	1	KERSHAW / CLARK	1:33.459	1:33.605	0.146
2	6	ELLIS / RICHARDSON	<b>54.218</b>	6	ELLIS / RICHARDSON	<b>39.940</b>	2	6	ELLIS / RICHARDSON	1:34.158	1:34.255	0.097
3	95	BLACKSTOCK / ROSNEY	<b>54.335</b>	95	BLACKSTOCK / ROSNEY	<b>40.477</b>	3	95	BLACKSTOCK / ROSNEY	1:34.812	1:34.812	0.000
4	3	HOLDEN / CAIN	<b>54.713</b>	3	HOLDEN / CAIN	<b>40.918</b>	4	3	HOLDEN / CAIN	1:35.631	1:36.545	0.914
5	2	BRYAN / HYDE	<b>55.926</b>	9	WALKER / CHRISTIE	<b>41.099</b>	5	2	BRYAN / HYDE	1:37.051	1:37.308	0.257
6	9	WALKER / CHRISTIE	<b>56.004</b>	2	BRYAN / HYDE	<b>41.125</b>	6	9	WALKER / CHRISTIE	1:37.103	1:37.103	0.000
7	5	BIGGS / SCHMITZ	<b>56.563</b>	5	BIGGS / SCHMITZ	<b>41.616</b>	7	5	BIGGS / SCHMITZ	1:38.179	1:38.232	0.053
8	4	PEACH / EDWARDS	<b>56.805</b>	4	PEACH / EDWARDS	<b>41.652</b>	8	4	PEACH / EDWARDS	1:38.457	1:38.457	0.000
9	100	STEVENS / CHARLWOOD	<b>56.813</b>	44	FOUND / LOWTHER	<b>42.131</b>	9	100	STEVENS / CHARLWOOD	1:39.006	1:39.031	0.025
10	58	KIRK / SMITHIES	<b>56.867</b>	111	CABLE / LAWRENCE	<b>42.136</b>	10	58	KIRK / SMITHIES	1:39.070	1:39.253	0.183
11	18	BELL / ANDERSON	<b>57.722</b>	100	STEVENS / CHARLWOOD	<b>42.193</b>	11	111	CABLE / LAWRENCE	1:39.950	1:39.950	0.000
12	111	CABLE / LAWRENCE	<b>57.814</b>	58	KIRK / SMITHIES	<b>42.203</b>	12	18	BELL / ANDERSON	1:40.100	1:40.100	0.000
13	42	LOWTHER / BINNS	<b>57.854</b>	18	BELL / ANDERSON	<b>42.378</b>	13	44	FOUND / LOWTHER	1:40.255	1:40.949	0.694
14	44	FOUND / LOWTHER	<b>58.124</b>	32	HORSPOLE / CONNELL	<b>42.522</b>	14	32	HORSPOLE / CONNELL	1:40.825	1:41.240	0.415
15	11	NICHOLLS / COLE	<b>58.216</b>	51	GILBERT / PILMOOR BRADY	<b>42.898</b>	15	42	LOWTHER / BINNS	1:41.028	1:41.305	0.277
16	32	HORSPOLE / CONNELL	<b>58.303</b>	42	LOWTHER / BINNS	<b>43.174</b>	16	51	GILBERT / PILMOOR	1:41.213	1:41.213	0.000
17	51	GILBERT / PILMOOR BRADY	<b>58.315</b>	11	NICHOLLS / COLE	<b>43.520</b>	17	11	NICHOLLS / COLE	1:41.736	1:41.736	0.000
18	7	GRAY / PITT	<b>58.383</b>	7	GRAY / PITT	<b>43.697</b>	18	7	GRAY / PITT	1:42.080	1:43.020	0.940
19	10	ROBINSON / HAUXWELL	<b>1:00.795</b>	14	LOCKEY / SAYERS	<b>44.189</b>	19	14	LOCKEY / SAYERS	1:45.465	1:45.465	0.000
20	14	LOCKEY / SAYERS	<b>1:01.276</b>	89	HAUXWELL / TAYLOR	<b>45.492</b>	20	10	ROBINSON / HAUXWELL	1:47.100	1:48.728	1.628
21	175	C CLARKE / CA CLARKE	<b>1:01.676</b>	175	C CLARKE / CA CLARKE	<b>46.053</b>	21	89	HAUXWELL / TAYLOR	1:47.235	1:47.343	0.108
22	89	HAUXWELL / TAYLOR	<b>1:01.743</b>	10	ROBINSON / HAUXWELL	<b>46.305</b>	22	175	C CLARKE / CA CLARKE	1:47.729	1:47.729	0.000
23							23	60	HOLLAND / WATSON		1:36.227	

Weather / Track : Bright / Dry

Results can be found at [www.tsl-timing.com](http://www.tsl-timing.com)

Cadwell Park  
 Circuit Length = 2.1800 miles  
 Start: 10:19 Flag 10:32 End: 10:34

Printed - 10:38 Saturday, 22 June 2019



**International Sidecar Revival Meeting**  
**Molson British Sidecar Championship**  
**QUALIFYING - CLASSIFICATION**



POS	NO	NAME	ENTRY	TIME	ON	LAPS	GAP	DIFF	MPH
1	1	KERSHAW / CLARK	LCR Yamaha - Molson/Express Tryes/Santander Salt	1:33.304	4	8			84.11
2	6	ELLIS / RICHARDSON	LCR Honda - Santander Salt	1:33.463	5	9	0.159	0.159	83.96
3	3	HOLDEN / CAIN	LCR Kawasaki - SBR	1:34.613	3	10	1.309	1.150	82.94
4	95	BLACKSTOCK / ROSNEY	LCR Yamaha - SBR	1:34.624	4	4	1.320	0.011	82.93
5	60	HOLLAND / WATSON	LCR Kawasaki - Quattro Plant JG Speedfit	1:36.289	4	7	2.985	1.665	81.50
6	100	STEVENS / KNAPTON	LCR Kawasaki - Quattro Plant JG Speedfit	1:36.793	2	5	3.489	0.504	81.08
7	5	BIGGS / SCHMITZ	LCR Honda - Taurus Tools	1:37.097	8	8	3.793	0.304	80.82
8	58	KIRK / SMITHIES	LCR Yamaha - MK Racing	1:37.187	9	9	3.883	0.090	80.75
9	9	WALKER / CHRISTIE	LCR Yamaha - TAG Racing Yamaha	1:37.603	3	8	4.299	0.416	80.40
10	4	PEACH / EDWARDS	LCR Yamaha - Life Safety Motorsport	1:37.653	7	7	4.349	0.050	80.36
11	2	BRYAN / HYDE	LCR Honda - CVR Global / GBM Demolition	1:37.740	3	6	4.436	0.087	80.29
12	44	FOUND'S / LOWTHER	LCR Yamaha - Cloud Vapers	1:38.637	4	6	5.333	0.897	79.56
13	18	BELL / ANDERSON	LCR Yamaha - Marin Motorsport	1:39.013	8	10	5.709	0.376	79.26
14	111	CABLE / LAWRENCE	LCR Yamaha - Cable Racing / L&W	1:39.497	9	9	6.193	0.484	78.87
15	7	GRAY / PITT	LCR Yamaha - Brian Gray Powerbiking Team	1:39.754	3	9	6.450	0.257	78.67
16	32	HORSPOLE / CONNELL	LCR Yamaha - Sleaford Quality Foods / Baker Plant Hire	1:39.865	3	6	6.561	0.111	78.58
17	42	LOWTHER / CHILDS	LCR Honda - Lowther Racing	1:40.162	4	5	6.858	0.297	78.35
18	11	NICHOLLS / COLE	LCR Honda - TSR Racing	1:40.411	4	9	7.107	0.249	78.15
19	51	GILBERT / PILMOOR BRADY	Adolf RS1 Yamaha - Draper Racing	1:40.680	5	5	7.376	0.269	77.95
20	175	C CLARKE / CA CLARKE	Windle Yamaha - C Clarke Racing	1:43.733	7	8	10.429	3.053	75.65
21	14	LOCKEY / SAYERS	LCR Honda - Real Racing	1:43.806	4	7	10.502	0.073	75.60
22	89	HAUXWELL / TAYLOR	LCR Suzuki - Vinyls4U DMH tyres	1:45.962	5	7	12.658	2.156	74.06
23	10	ROBINSON / HAUXWELL	LCR Yamaha - Robinson Racing	1:46.219	3	4	12.915	0.257	73.88
24	92	S HILDIGE / A HILDIGE	LCR Yamaha - H&K Racing	1:48.927	6	6	15.623	2.708	72.04

Weather / Track : Bright / Dry

These results are provisional until the conclusion of any judicial and technical matters.

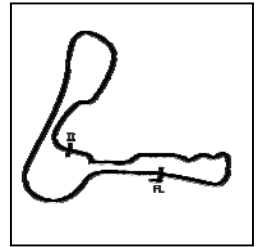
Cadwell Park

Circuit Length = 2.1800 miles

Start: 13:18 Flag 13:35 End: 13:38

Clerk Of Course :	Steward :	Timekeeper :
-------------------	-----------	--------------

**International Sidecar Revival Meeting**  
**Molson British Sidecar Championship**  
**QUALIFYING - SECTOR ANALYSIS**



SECTOR 1 = FL to I1, SECTOR 2 = I1 to FL, DIFF = Difference To Personal Best Lap, P = Crossed Finish Line in Pit Lane, D = Time Disallowed

<b>P1 1</b>		<b>KERSHAW / CLARK</b>		LCR Yamaha - Molson/Express Tryes/Santander Salt		
IDEAL LAP TIME : 1:33.304		BEST LAP TIME : 1:33.304		DIFFERENCE : 0.000		
LAP	SECTOR 1	SECTOR 2	LAP TIME	MPH	DIFF	TIME OF DAY
1 -	58.095	41.290	1:39.385	78.96	6.081	13:20:40.154
2 -	53.685	40.679	1:34.364	83.16	1.060	13:22:14.518
3 -	53.647	39.937	1:33.584 (3)	83.86	0.280	13:23:48.102
4 -	<b>53.567</b>	<b>39.737</b>	<b>1:33.304 (1)</b>	<b>84.11</b>		<b>13:25:21.406</b>
5 -	<b>53.567</b>	39.973	1:33.540 (2)	83.90	0.236	13:26:54.946
6 -	55.344	IN PIT	6:18.175 P	20.75	4:44.871	13:33:13.121
7 -	OUTLAP	41.010	1:42.101	76.86	8.797	13:34:55.222
8 -	56.475	40.909	1:37.384	80.58	4.080	13:36:32.606

<b>P2 6</b>		<b>ELLIS / RICHARDSON</b>		LCR Honda - Santander Salt		
IDEAL LAP TIME : 1:33.233		BEST LAP TIME : 1:33.463		DIFFERENCE : 0.230		
LAP	SECTOR 1	SECTOR 2	LAP TIME	MPH	DIFF	TIME OF DAY
1 -	57.104	41.040	1:38.144	79.96	4.681	13:20:41.009
2 -	54.053	39.942	1:33.995 (3)	83.49	0.532	13:22:15.004
3 -	53.984	<b>39.535</b>	1:33.519 (2)	83.91	0.056	13:23:48.523
4 -	55.073	40.818	1:35.891	81.84	2.428	13:25:24.414
5 -	53.790	39.673	<b>1:33.463 (1)</b>	<b>83.96</b>		<b>13:26:57.877</b>
6 -	<b>53.698</b>	40.670	1:34.368	83.16	0.905	13:28:32.245
7 -	54.155	IN PIT	4:54.797 P	26.62	3:21.334	13:33:27.042
8 -	OUTLAP	41.019	1:41.578	77.26	8.115	13:35:08.620
9 -	56.283	44.350	1:40.633	77.98	7.170	13:36:49.253

<b>P3 3</b>		<b>HOLDEN / CAIN</b>		LCR Kawasaki - SBR		
IDEAL LAP TIME : 1:34.496		BEST LAP TIME : 1:34.613		DIFFERENCE : 0.117		
LAP	SECTOR 1	SECTOR 2	LAP TIME	MPH	DIFF	TIME OF DAY
1 -	57.335	40.971	1:38.306	79.83	3.693	13:20:41.359
2 -	55.450	41.563	1:37.013	80.89	2.400	13:22:18.372
3 -	54.302	<b>40.311</b>	<b>1:34.613 (1)</b>	<b>82.94</b>		<b>13:23:52.985</b>
4 -	<b>54.185</b>	40.848	1:35.033 (2)	82.58	0.420	13:25:28.018
5 -	54.634	41.092	1:35.726	81.98	1.113	13:27:03.744
6 -	54.893	40.661	1:35.554	82.13	0.941	13:28:39.298
7 -	54.618	40.765	1:35.383	82.27	0.770	13:30:14.681
8 -	55.429	40.755	1:36.184	81.59	1.571	13:31:50.865
9 -	57.378	41.630	1:39.008	79.26	4.395	13:33:29.873
10 -	54.338	40.818	1:35.156 (3)	82.47	0.543	13:35:05.029

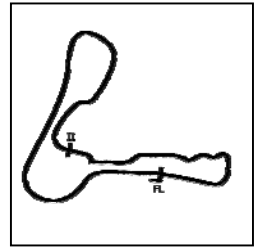
<b>P4 95</b>		<b>BLACKSTOCK / ROSNEY</b>		LCR Yamaha - SBR		
IDEAL LAP TIME : 1:34.624		BEST LAP TIME : 1:34.624		DIFFERENCE : 0.000		
LAP	SECTOR 1	SECTOR 2	LAP TIME	MPH	DIFF	TIME OF DAY
1 -	58.176	44.086	1:42.262 (2)	76.74	7.638	13:20:45.625
2 -	1:25.817	IN PIT	2:39.943 P	49.06	1:05.319	13:23:25.568
3 -	OUTLAP	42.046	1:49.841	71.44	15.217	13:25:15.409
4 -	<b>54.199</b>	<b>40.425</b>	<b>1:34.624 (1)</b>	<b>82.93</b>		<b>13:26:50.033</b>

<b>P5 60</b>		<b>HOLLAND / WATSON</b>		LCR Kawasaki - Quattro Plant JG Speedfit		
IDEAL LAP TIME : 1:36.138		BEST LAP TIME : 1:36.289		DIFFERENCE : 0.151		
LAP	SECTOR 1	SECTOR 2	LAP TIME	MPH	DIFF	TIME OF DAY
1 -	1:02.017	45.328	1:47.345	73.11	11.056	13:21:04.940
2 -	59.340	IN PIT	4:29.562 P	29.11	2:53.273	13:25:34.502
3 -	OUTLAP	42.190	1:44.157	75.34	7.868	13:27:18.659
4 -	55.428	40.861	<b>1:36.289 (1)</b>	<b>81.50</b>		<b>13:28:54.948</b>
5 -	55.662	<b>40.775</b>	1:36.437 (2)	81.38	0.148	13:30:31.385
6 -	<b>55.363</b>	41.148	1:36.511 (3)	81.31	0.222	13:32:07.896
7 -	56.816	IN PIT	4:31.878 P	28.86	2:55.589	13:36:39.774

Weather / Track : Bright / Dry

Cadwell Park  
 Circuit Length = 2.1800 miles  
 Start: 13:18 Flag 13:35 End: 13:38

**International Sidecar Revival Meeting**  
**Molson British Sidecar Championship**  
**QUALIFYING - SECTOR ANALYSIS**



SECTOR 1 = FL to I1, SECTOR 2 = I1 to FL, DIFF = Difference To Personal Best Lap, P = Crossed Finish Line in Pit Lane, D = Time Disallowed

<b>P6 100</b>		<b>STEVENS / KNAPTON</b>		LCR Kawasaki - Quattro Plant JG Speedfit			
IDEAL LAP TIME : 1:36.793		BEST LAP TIME : 1:36.793		DIFFERENCE : 0.000			
LAP	SECTOR 1	SECTOR 2	LAP TIME	MPH	DIFF	TIME OF DAY	
1 -	59.413	42.983	1:42.396	76.64	5.603	13:21:48.716	
2 -	<b>55.569</b>	<b>41.224</b>	<b>1:36.793 (1)</b>	<b>81.08</b>		<b>13:23:25.509</b>	
3 -	55.755	2:24.227	3:19.982	39.24	1:43.189	13:26:45.491	
4 -	57.335	42.245	1:39.580 (2)	78.81	2.787	13:28:25.071	
5 -	56.558	44.676	1:41.234 (3)	77.52	4.441	13:30:06.305	

<b>P7 5</b>		<b>BIGGS / SCHMITZ</b>		LCR Honda - Taurus Tools			
IDEAL LAP TIME : 1:37.097		BEST LAP TIME : 1:37.097		DIFFERENCE : 0.000			
LAP	SECTOR 1	SECTOR 2	LAP TIME	MPH	DIFF	TIME OF DAY	
1 -	58.913	42.612	1:41.525	77.30	4.428	13:20:47.972	
2 -	57.126	42.357	1:39.483	78.88	2.386	13:22:27.455	
3 -	56.244	41.493	1:37.737 (3)	80.29	0.640	13:24:05.192	
4 -	56.281	41.938	1:38.219	79.90	1.122	13:25:43.411	
5 -	58.257	IN PIT	5:16.691 P	24.78	3:39.594	13:31:00.102	
6 -	OUTLAP	42.498	1:44.745	74.92	7.648	13:32:44.847	
7 -	56.265	41.403	1:37.668 (2)	80.35	0.571	13:34:22.515	
8 -	<b>55.807</b>	<b>41.290</b>	<b>1:37.097 (1)</b>	<b>80.82</b>		<b>13:35:59.612</b>	

<b>P8 58</b>		<b>KIRK / SMITHIES</b>		LCR Yamaha - MK Racing			
IDEAL LAP TIME : 1:37.187		BEST LAP TIME : 1:37.187		DIFFERENCE : 0.000			
LAP	SECTOR 1	SECTOR 2	LAP TIME	MPH	DIFF	TIME OF DAY	
1 -	1:00.957	43.497	1:44.454	75.13	7.267	13:20:55.825	
2 -	57.550	41.574	1:39.124	79.17	1.937	13:22:34.949	
3 -	56.416	41.711	1:38.127 (3)	79.97	0.940	13:24:13.076	
4 -	56.950	43.557	1:40.507	78.08	3.320	13:25:53.583	
5 -	56.282	41.974	1:38.256	79.87	1.069	13:27:31.839	
6 -	57.015	IN PIT	3:26.833 P	37.94	1:49.646	13:30:58.672	
7 -	OUTLAP	42.351	1:45.193	74.60	8.006	13:32:43.865	
8 -	56.221	41.605	1:37.826 (2)	80.22	0.639	13:34:21.691	
9 -	<b>55.647</b>	<b>41.540</b>	<b>1:37.187 (1)</b>	<b>80.75</b>		<b>13:35:58.878</b>	

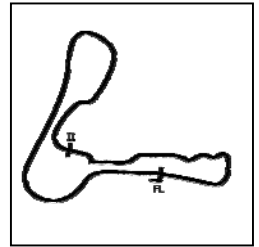
<b>P9 9</b>		<b>WALKER / CHRISTIE</b>		LCR Yamaha - TAG Racing Yamaha			
IDEAL LAP TIME : 1:37.603		BEST LAP TIME : 1:37.603		DIFFERENCE : 0.000			
LAP	SECTOR 1	SECTOR 2	LAP TIME	MPH	DIFF	TIME OF DAY	
1 -	59.245	42.037	1:41.282	77.48	3.679	13:20:46.535	
2 -	57.679	41.370	1:39.049	79.23	1.446	13:22:25.584	
3 -	<b>56.255</b>	<b>41.348</b>	<b>1:37.603 (1)</b>	<b>80.40</b>		<b>13:24:03.187</b>	
4 -	56.506	3:55.291	4:51.797	26.89	3:14.194	13:28:54.984	
5 -	57.646	41.863	1:39.509	78.86	1.906	13:30:34.493	
6 -	56.363	41.818	1:38.181 (3)	79.93	0.578	13:32:12.674	
7 -	56.478	41.414	1:37.892 (2)	80.17	0.289	13:33:50.566	
8 -	1:07.216	46.493	1:53.709	69.01	16.106	13:35:44.275	

<b>P10 4</b>		<b>PEACH / EDWARDS</b>		LCR Yamaha - Life Safety Motorsport			
IDEAL LAP TIME : 1:37.904		BEST LAP TIME : 1:37.653		DIFFERENCE : -0.251			
LAP	SECTOR 1	SECTOR 2	LAP TIME	MPH	DIFF	TIME OF DAY	
1 -	1:00.596	42.730	1:43.326	75.95	5.673	13:20:51.594	
2 -	57.190	41.874	1:39.064	79.22	1.411	13:22:30.658	
3 -	<b>56.249</b>	42.151	1:38.400 (3)	79.75	0.747	13:24:09.058	
4 -	56.350	<b>41.655</b>	1:38.005 (2)	80.07	0.352	13:25:47.063	
5 -	1:02.706	3:23.512	4:26.218	29.47	2:48.565	13:30:13.281	
6 -	1:00.692	44.801	1:45.493	74.39	7.840	13:31:58.774	
7 -			<b>1:37.653 (1)</b>	<b>80.36</b>		<b>13:33:36.427</b>	

Weather / Track : Bright / Dry

Cadwell Park  
 Circuit Length = 2.1800 miles  
 Start: 13:18 Flag 13:35 End: 13:38

**International Sidecar Revival Meeting**  
**Molson British Sidecar Championship**  
**QUALIFYING - SECTOR ANALYSIS**



SECTOR 1 = FL to I1, SECTOR 2 = I1 to FL, DIFF = Difference To Personal Best Lap, P = Crossed Finish Line in Pit Lane, D = Time Disallowed

<b>P11 2</b>		<b>BRYAN / HYDE</b>		LCR Honda - CVR Global / GBM Demolition			
IDEAL LAP TIME : 1:37.483		BEST LAP TIME : 1:37.740		DIFFERENCE : 0.257			
LAP	SECTOR 1	SECTOR 2	LAP TIME	MPH	DIFF	TIME OF DAY	
1 -	58.839	42.238	1:41.077	77.64	3.337	13:20:47.130	
2 -	57.617	41.284	1:38.901 (2)	79.35	1.161	13:22:26.031	
3 -	56.530	<b>41.210</b>	<b>1:37.740 (1)</b>	<b>80.29</b>		<b>13:24:03.771</b>	
4 -	<b>56.273</b>	42.807	1:39.080 (3)	79.20	1.340	13:25:42.851	
5 -	1:01.278	3:27.259	4:28.537	29.22	2:50.797	13:30:11.388	
6 -	57.074	42.132	1:39.206	79.10	1.466	13:31:50.594	

<b>P12 44</b>		<b>FOUND / LOWTHER</b>		LCR Yamaha - Cloud Vapers			
IDEAL LAP TIME : 1:38.637		BEST LAP TIME : 1:38.637		DIFFERENCE : 0.000			
LAP	SECTOR 1	SECTOR 2	LAP TIME	MPH	DIFF	TIME OF DAY	
1 -	1:02.484	45.864	1:48.348	72.43	9.711	13:21:11.134	
2 -	59.554	42.986	1:42.540	76.53	3.903	13:22:53.674	
3 -	59.418	43.757	1:43.175	76.06	4.538	13:24:36.849	
4 -	<b>56.885</b>	<b>41.752</b>	<b>1:38.637 (1)</b>	<b>79.56</b>		<b>13:26:15.486</b>	
5 -	57.245	42.026	1:39.271 (2)	79.05	0.634	13:27:54.757	
6 -	58.806	42.760	1:41.566 (3)	77.27	2.929	13:29:36.323	

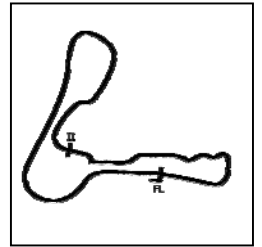
<b>P13 18</b>		<b>BELL / ANDERSON</b>		LCR Yamaha - Marin Motorsport			
IDEAL LAP TIME : 1:38.928		BEST LAP TIME : 1:39.013		DIFFERENCE : 0.085			
LAP	SECTOR 1	SECTOR 2	LAP TIME	MPH	DIFF	TIME OF DAY	
1 -	1:00.200	43.571	1:43.771	75.62	4.758	13:20:52.987	
2 -	57.572	42.624	1:40.196	78.32	1.183	13:22:33.183	
3 -	57.254	42.089	1:39.343	78.99	0.330	13:24:12.526	
4 -	57.137	42.007	1:39.144	79.15	0.131	13:25:51.670	
5 -	57.470	42.277	1:39.747	78.67	0.734	13:27:31.417	
6 -	<b>57.067</b>	42.007	1:39.074 (3)	79.21	0.061	13:29:10.491	
7 -	57.475	42.032	1:39.507	78.86	0.494	13:30:49.998	
8 -	57.152	<b>41.861</b>	<b>1:39.013 (1)</b>	<b>79.26</b>		<b>13:32:29.011</b>	
9 -	57.162	41.909	1:39.071 (2)	79.21	0.058	13:34:08.082	
10 -	59.755	IN PIT	2:43.948 P	47.86	1:04.935	13:36:52.030	

<b>P14 111</b>		<b>CABLE / LAWRENCE</b>		LCR Yamaha - Cable Racing / L&W			
IDEAL LAP TIME : 1:39.497		BEST LAP TIME : 1:39.497		DIFFERENCE : 0.000			
LAP	SECTOR 1	SECTOR 2	LAP TIME	MPH	DIFF	TIME OF DAY	
1 -	1:02.950	44.390	1:47.340	73.11	7.843	13:21:05.893	
2 -	1:03.720	43.592	1:47.312	73.13	7.815	13:22:53.205	
3 -	1:00.290	44.414	1:44.704	74.95	5.207	13:24:37.909	
4 -	58.464	42.667	1:41.131	77.60	1.634	13:26:19.040	
5 -	57.789	42.436	1:40.225 (3)	78.30	0.728	13:27:59.265	
6 -	57.906	43.850	1:41.756	77.12	2.259	13:29:41.021	
7 -	57.601	42.278	1:39.879 (2)	78.57	0.382	13:31:20.900	
8 -	57.590	43.130	1:40.720	77.91	1.223	13:33:01.620	
9 -	<b>57.407</b>	<b>42.090</b>	<b>1:39.497 (1)</b>	<b>78.87</b>		<b>13:34:41.117</b>	

Weather / Track : Bright / Dry

Cadwell Park  
 Circuit Length = 2.1800 miles  
 Start: 13:18 Flag 13:35 End: 13:38

**International Sidecar Revival Meeting**  
**Molson British Sidecar Championship**  
**QUALIFYING - SECTOR ANALYSIS**



SECTOR 1 = FL to I1, SECTOR 2 = I1 to FL, DIFF = Difference To Personal Best Lap, P = Crossed Finish Line in Pit Lane, D = Time Disallowed

<b>P15 7 GRAY / PITT</b>		LCR Yamaha - Brian Gray Powerbiking Team				
IDEAL LAP TIME : 1:39.317		BEST LAP TIME : 1:39.754		DIFFERENCE : 0.437		
LAP	SECTOR 1	SECTOR 2	LAP TIME	MPH	DIFF	TIME OF DAY
1 -	1:00.285	42.988	1:43.273	75.99	3.519	13:20:57.623
2 -	58.312	42.715	1:41.027	77.68	1.273	13:22:38.650
<b>3 -</b>	<b>57.492</b>	42.262	<b>1:39.754 (1)</b>	<b>78.67</b>		<b>13:24:18.404</b>
4 -	57.511	42.324	1:39.835 (2)	78.61	0.081	13:25:58.239
5 -	57.651	42.294	1:39.945	78.52	0.191	13:27:38.184
6 -	<b>57.058</b>	3:42.554	4:39.612	28.06	2:59.858	13:32:17.796
7 -	58.176	42.548	1:40.724	77.91	0.970	13:33:58.520
8 -	58.292	43.459	1:41.751	77.13	1.997	13:35:40.271
9 -	57.624	<b>42.259</b>	1:39.883 (3)	78.57	0.129	13:37:20.154

<b>P16 32 HORSPOLE / CONNELL</b>		LCR Yamaha - Sleaford Quality Foods / Baker Plant Hire				
IDEAL LAP TIME : 1:39.501		BEST LAP TIME : 1:39.865		DIFFERENCE : 0.364		
LAP	SECTOR 1	SECTOR 2	LAP TIME	MPH	DIFF	TIME OF DAY
1 -	1:01.447	42.995	1:44.442	75.14	4.577	13:20:57.180
2 -	58.328	<b>42.029</b>	1:40.357 (3)	78.20	0.492	13:22:37.537
<b>3 -</b>	<b>57.472</b>	42.393	<b>1:39.865 (1)</b>	<b>78.58</b>		<b>13:24:17.402</b>
4 -	58.053	42.192	1:40.245 (2)	78.28	0.380	13:25:57.647
5 -	57.925	IN PIT	8:12.701 P	15.92	6:32.836	13:34:10.348
6 -	OUTLAP	42.137	1:46.638	73.59	6.773	13:35:56.986

<b>P17 42 LOWTHER / CHILDS</b>		LCR Honda - Lowther Racing				
IDEAL LAP TIME : 1:40.041		BEST LAP TIME : 1:40.162		DIFFERENCE : 0.121		
LAP	SECTOR 1	SECTOR 2	LAP TIME	MPH	DIFF	TIME OF DAY
1 -	1:02.291	45.287	1:47.578	72.95	7.416	13:21:05.316
2 -	1:01.669	44.538	1:46.207	73.89	6.045	13:22:51.523
3 -	59.220	42.455	1:41.675 (3)	77.18	1.513	13:24:33.198
<b>4 -</b>	<b>57.850</b>	<b>42.312</b>	<b>1:40.162 (1)</b>	<b>78.35</b>		<b>13:26:13.360</b>
5 -	<b>57.729</b>	42.999	1:40.728 (2)	77.91	0.566	13:27:54.088

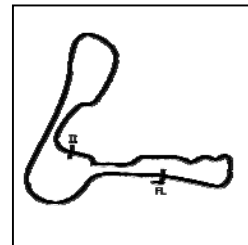
<b>P18 11 NICHOLLS / COLE</b>		LCR Honda - TSR Racing				
IDEAL LAP TIME : 1:40.210		BEST LAP TIME : 1:40.411		DIFFERENCE : 0.201		
LAP	SECTOR 1	SECTOR 2	LAP TIME	MPH	DIFF	TIME OF DAY
1 -	1:02.750	44.877	1:47.627	72.91	7.216	13:21:06.687
2 -	1:01.243	44.330	1:45.573	74.33	5.162	13:22:52.260
3 -	1:00.800	44.718	1:45.518	74.37	5.107	13:24:37.778
<b>4 -</b>	<b>57.505</b>	42.906	<b>1:40.411 (1)</b>	<b>78.15</b>		<b>13:26:18.189</b>
5 -	57.834	<b>42.705</b>	1:40.539 (2)	78.05	0.128	13:27:58.728
6 -	57.864	45.688	1:43.552	75.78	3.141	13:29:42.280
7 -	59.350	IN PIT	4:05.864 P	31.92	2:25.453	13:33:48.144
8 -	OUTLAP	43.370	1:46.244	73.86	5.833	13:35:34.388
9 -	58.309	42.943	1:41.252 (3)	77.51	0.841	13:37:15.640

<b>P19 51 GILBERT / PILMOOR BRADY</b>		Adolf RS1 Yamaha - Draper Racing				
IDEAL LAP TIME : 1:40.432		BEST LAP TIME : 1:40.680		DIFFERENCE : 0.248		
LAP	SECTOR 1	SECTOR 2	LAP TIME	MPH	DIFF	TIME OF DAY
1 -	1:01.227	46.717	1:47.944	72.70	7.264	13:21:19.872
2 -	59.478	43.143	1:42.621 (2)	76.47	1.941	13:23:02.493
3 -	58.276	44.681	1:42.957	76.22	2.277	13:24:45.450
4 -	<b>57.568</b>	45.369	1:42.937 (3)	76.24	2.257	13:26:28.387
<b>5 -</b>	<b>57.816</b>	<b>42.864</b>	<b>1:40.680 (1)</b>	<b>77.95</b>		<b>13:28:09.067</b>

Weather / Track : Bright / Dry

Cadwell Park  
 Circuit Length = 2.1800 miles  
 Start: 13:18 Flag 13:35 End: 13:38

**International Sidecar Revival Meeting**  
**Molson British Sidecar Championship**  
**QUALIFYING - SECTOR ANALYSIS**



SECTOR 1 = FL to I1, SECTOR 2 = I1 to FL, DIFF = Difference To Personal Best Lap, P = Crossed Finish Line in Pit Lane, D = Time Disallowed

<b>P20 175</b>		<b>C CLARKE / CA CLARKE</b>		Windle Yamaha - C Clarke Racing		
IDEAL LAP TIME : 1:43.595		BEST LAP TIME : 1:43.733		DIFFERENCE : 0.138		
LAP	SECTOR 1	SECTOR 2	LAP TIME	MPH	DIFF	TIME OF DAY
1 -	1:02.222	44.544	1:46.766	73.50	3.033	13:21:07.908
2 -	1:03.492	44.137	1:47.629	72.91	3.896	13:22:55.537
3 -	<b>1:00.108</b>	43.991	1:44.099 (3)	75.39	0.366	13:24:39.636
4 -	1:03.118	IN PIT	4:31.067 P	28.95	2:47.334	13:29:10.703
5 -	OUTLAP	44.615	1:54.751	68.39	11.018	13:31:05.454
6 -	1:00.327	<b>43.487</b>	1:43.814 (2)	75.59	0.081	13:32:49.268
7 -	1:00.216	43.517	<b>1:43.733 (1)</b>	<b>75.65</b>		<b>13:34:33.001</b>
8 -	1:06.431	IN PIT	2:31.368 P	51.84	47.635	13:37:04.369

<b>P21 14</b>		<b>LOCKEY / SAYERS</b>		LCR Honda - Real Racing		
IDEAL LAP TIME : 1:43.643		BEST LAP TIME : 1:43.806		DIFFERENCE : 0.163		
LAP	SECTOR 1	SECTOR 2	LAP TIME	MPH	DIFF	TIME OF DAY
1 -	1:06.504	46.632	1:53.136	69.36	9.330	13:21:19.632
2 -	1:02.133	45.252	1:47.385	73.08	3.579	13:23:07.017
3 -	1:01.487	43.929	1:45.416	74.44	1.610	13:24:52.433
4 -	59.956	<b>43.850</b>	<b>1:43.806 (1)</b>	<b>75.60</b>		<b>13:26:36.239</b>
5 -	1:00.148	43.858	1:44.006 (2)	75.45	0.200	13:28:20.245
6 -	1:00.560	44.528	1:45.088 (3)	74.68	1.282	13:30:05.333
7 -	<b>59.793</b>	IN PIT	7:14.235 P	18.07	5:30.429	13:37:19.568

<b>P22 89</b>		<b>HAUXWELL / TAYLOR</b>		LCR Suzuki - Vinyls4U DMH tyres		
IDEAL LAP TIME : 1:44.962		BEST LAP TIME : 1:45.962		DIFFERENCE : 1.000		
LAP	SECTOR 1	SECTOR 2	LAP TIME	MPH	DIFF	TIME OF DAY
1 -	1:04.856	46.738	1:51.594	70.32	5.632	13:21:11.569
2 -	1:01.627	45.618	1:47.245 (3)	73.17	1.283	13:22:58.814
3 -	1:01.294	46.497	1:47.791	72.80	1.829	13:24:46.605
4 -	1:01.231	45.034	1:46.265 (2)	73.85	0.303	13:26:32.870
5 -	1:01.443	<b>44.519</b>	<b>1:45.962 (1)</b>	<b>74.06</b>		<b>13:28:18.832</b>
6 -	<b>1:00.443</b>	IN PIT	6:31.660 P	20.03	4:45.698	13:34:50.492
7 -	OUTLAP	48.412	2:03.650	63.47	17.688	13:36:54.142

<b>P23 10</b>		<b>ROBINSON / HAUXWELL</b>		LCR Yamaha - Robinson Racing		
IDEAL LAP TIME : 1:45.902		BEST LAP TIME : 1:46.219		DIFFERENCE : 0.317		
LAP	SECTOR 1	SECTOR 2	LAP TIME	MPH	DIFF	TIME OF DAY
1 -	1:02.931	45.625	1:48.556 (3)	72.29	2.337	13:21:04.815
2 -	1:01.892	<b>44.718</b>	1:46.610 (2)	73.61	0.391	13:22:51.425
3 -	<b>1:01.184</b>	45.035	<b>1:46.219 (1)</b>	<b>73.88</b>		<b>13:24:37.644</b>
4 -	1:04.358	IN PIT	12:00.189 P	10.89	10:13.970	13:36:37.833

<b>P24 92</b>		<b>S HILDIGE / A HILDIGE</b>		LCR Yamaha - H&K Racing		
IDEAL LAP TIME : 1:47.132		BEST LAP TIME : 1:48.927		DIFFERENCE : 1.795		
LAP	SECTOR 1	SECTOR 2	LAP TIME	MPH	DIFF	TIME OF DAY
1 -	1:05.771	47.514	1:53.285	69.27	4.358	13:21:17.359
2 -	1:03.470	45.914	1:49.384 (3)	71.74	0.457	13:23:06.743
3 -	1:03.292	<b>45.830</b>	1:49.122 (2)	71.92	0.195	13:24:55.865
4 -	<b>1:01.302</b>	IN PIT	6:11.003 P	21.15	4:22.076	13:31:06.868
5 -	OUTLAP	47.036	1:55.826	67.75	6.899	13:33:02.694
6 -	1:02.552	46.375	<b>1:48.927 (1)</b>	<b>72.04</b>		<b>13:34:51.621</b>

Weather / Track : Bright / Dry

Cadwell Park  
 Circuit Length = 2.1800 miles  
 Start: 13:18 Flag 13:35 End: 13:38

**International Sidecar Revival Meeting**  
**Molson British Sidecar Championship**  
**QUALIFYING - BEST SECTORS**

SECTOR 1			SECTOR 2			IDEAL / BEST COMPARISON						
POS	NO	NAME	TIME	NO	NAME	TIME	POS	NO	NAME	IDEAL	BEST	DIFF
									<b>PERFECT LAP</b>	<b>1:33.102</b>		
1	1	KERSHAW / CLARK	<b>53.567</b>	6	ELLIS / RICHARDSON	<b>39.535</b>	1	6	ELLIS / RICHARDSON	1:33.233	1:33.463	0.230
2	6	ELLIS / RICHARDSON	<b>53.698</b>	1	KERSHAW / CLARK	<b>39.737</b>	2	1	KERSHAW / CLARK	1:33.304	1:33.304	0.000
3	3	HOLDEN / CAIN	<b>54.185</b>	3	HOLDEN / CAIN	<b>40.311</b>	3	3	HOLDEN / CAIN	1:34.496	1:34.613	0.117
4	95	BLACKSTOCK / ROSNEY	<b>54.199</b>	95	BLACKSTOCK / ROSNEY	<b>40.425</b>	4	95	BLACKSTOCK / ROS	1:34.624	1:34.624	0.000
5	60	HOLLAND / WATSON	<b>55.363</b>	60	HOLLAND / WATSON	<b>40.775</b>	5	60	HOLLAND / WATSON	1:36.138	1:36.289	0.151
6	100	STEVENS / KNAPTON	<b>55.569</b>	2	BRYAN / HYDE	<b>41.210</b>	6	100	STEVENS / KNAPTON	1:36.793	1:36.793	0.000
7	58	KIRK / SMITHIES	<b>55.647</b>	100	STEVENS / KNAPTON	<b>41.224</b>	7	5	BIGGS / SCHMITZ	1:37.097	1:37.097	0.000
8	5	BIGGS / SCHMITZ	<b>55.807</b>	5	BIGGS / SCHMITZ	<b>41.290</b>	8	58	KIRK / SMITHIES	1:37.187	1:37.187	0.000
9	4	PEACH / EDWARDS	<b>56.249</b>	9	WALKER / CHRISTIE	<b>41.348</b>	9	2	BRYAN / HYDE	1:37.483	1:37.740	0.257
10	9	WALKER / CHRISTIE	<b>56.255</b>	58	KIRK / SMITHIES	<b>41.540</b>	10	9	WALKER / CHRISTIE	1:37.603	1:37.603	0.000
11	2	BRYAN / HYDE	<b>56.273</b>	4	PEACH / EDWARDS	<b>41.655</b>	11	4	PEACH / EDWARDS	1:37.904	1:37.653	-0.251
12	44	FOUND / LOWTHER	<b>56.885</b>	44	FOUND / LOWTHER	<b>41.752</b>	12	44	FOUND / LOWTHER	1:38.637	1:38.637	0.000
13	7	GRAY / PITT	<b>57.058</b>	18	BELL / ANDERSON	<b>41.861</b>	13	18	BELL / ANDERSON	1:38.928	1:39.013	0.085
14	18	BELL / ANDERSON	<b>57.067</b>	32	HORSPOLE / CONNELL	<b>42.029</b>	14	7	GRAY / PITT	1:39.317	1:39.754	0.437
15	111	CABLE / LAWRENCE	<b>57.407</b>	111	CABLE / LAWRENCE	<b>42.090</b>	15	111	CABLE / LAWRENCE	1:39.497	1:39.497	0.000
16	32	HORSPOLE / CONNELL	<b>57.472</b>	7	GRAY / PITT	<b>42.259</b>	16	32	HORSPOLE / CONNE	1:39.501	1:39.865	0.364
17	11	NICHOLLS / COLE	<b>57.505</b>	42	LOWTHER / CHILDS	<b>42.312</b>	17	42	LOWTHER / CHILDS	1:40.041	1:40.162	0.121
18	51	GILBERT / PILMOOR BRADY	<b>57.568</b>	11	NICHOLLS / COLE	<b>42.705</b>	18	11	NICHOLLS / COLE	1:40.210	1:40.411	0.201
19	42	LOWTHER / CHILDS	<b>57.729</b>	51	GILBERT / PILMOOR BRADY	<b>42.864</b>	19	51	GILBERT / PILMOOR	1:40.432	1:40.680	0.248
20	14	LOCKEY / SAYERS	<b>59.793</b>	175	C CLARKE / CA CLARKE	<b>43.487</b>	20	175	C CLARKE / CA CLAF	1:43.595	1:43.733	0.138
21	175	C CLARKE / CA CLARKE	<b>1:00.108</b>	14	LOCKEY / SAYERS	<b>43.850</b>	21	14	LOCKEY / SAYERS	1:43.643	1:43.806	0.163
22	89	HAUXWELL / TAYLOR	<b>1:00.443</b>	89	HAUXWELL / TAYLOR	<b>44.519</b>	22	89	HAUXWELL / TAYLOI	1:44.962	1:45.962	1.000
23	10	ROBINSON / HAUXWELL	<b>1:01.184</b>	10	ROBINSON / HAUXWELL	<b>44.718</b>	23	10	ROBINSON / HAUXW	1:45.902	1:46.219	0.317
24	92	S HILDIGE / A HILDIGE	<b>1:01.302</b>	92	S HILDIGE / A HILDIGE	<b>45.830</b>	24	92	S HILDIGE / A HILDIC	1:47.132	1:48.927	1.795

Weather / Track : Bright / Dry

Cadwell Park  
 Circuit Length = 2.1800 miles  
 Start: 13:18 Flag 13:35 End: 13:38

Results can be found at [www.tsl-timing.com](http://www.tsl-timing.com)

Printed - 13:38 Saturday, 22 June 2019

**International Sidecar Revival Meeting**  
**Molson British Sidecar Championship**  
**RACE 9 - GRID (14 Laps)**



ROW 13	25	<b>21</b> R CROWE / C CROWE	1				
ROW 12		1:46.219	23	<b>10</b> ROBINSON / HAUXWELL	24	1:48.927	<b>92</b> S HILDIGE / A HILDIGE
ROW 11		1:43.806	21	<b>14</b> LOCKEY / SAYERS	22	1:45.962	<b>89</b> HAUXWELL / TAYLOR
ROW 10		1:40.680	19	<b>51</b> GILBERT / PILMOOR BRADY	20	1:43.733	<b>175</b> C CLARKE / CA CLARKE
ROW 9		1:40.162	17	<b>42</b> LOWTHER / CHILDS	18	1:40.411	<b>11</b> NICHOLLS / COLE
ROW 8		1:39.754	15	<b>7</b> GRAY / PITT	16	1:39.865	<b>32</b> HORSPOLE / CONNELL
ROW 7		1:39.013	13	<b>18</b> BELL / ANDERSON	14	1:39.497	<b>111</b> CABLE / LAWRENCE
ROW 6		1:37.740	11	<b>2</b> BRYAN / HYDE	12	1:38.637	<b>44</b> FOUNDS / LOWTHER
ROW 5		1:37.603	9	<b>9</b> WALKER / CHRISTIE	10	1:37.653	<b>4</b> PEACH / EDWARDS
ROW 4		1:37.097	7	<b>5</b> BIGGS / SCHMITZ	8	1:37.187	<b>58</b> KIRK / SMITHIES
ROW 3		1:36.289	5	<b>60</b> HOLLAND / WATSON	6	1:36.793	<b>100</b> STEVENS / KNAPTON
ROW 2		1:34.613	3	<b>3</b> HOLDEN / CAIN	4	1:34.624	<b>95</b> BLACKSTOCK / ROSNEY
ROW 1		1:33.304	1	<b>1</b> KERSHAW / CLARK	2	1:33.463	<b>6</b> ELLIS / RICHARDSON
<b>Pole</b>							

Cadwell Park  
 Circuit Length = 2.1800 miles

**These results are provisional until the conclusion of any judicial and technical matters.**

Clerk Of Course :	Steward :	Timekeeper :



**International Sidecar Revival Meeting**  
**Molson British Sidecar Championship**  
**RACE 9 - CLASSIFICATION**



POS	NO	NAME	ENTRY	LAPS	TIME	GAP	DIFF	MPH	BEST	ON
1	6	ELLIS / RICHARDSON	LCR Honda - Santander Salt	14	22:19.687			82.01	1:33.921	4
2	3	HOLDEN / CAIN	LCR Kawasaki - SBR	14	22:24.575	4.888	4.888	81.71	1:34.671	7
3	95	BLACKSTOCK / ROSNEY	LCR Yamaha - SBR	14	22:39.317	19.630	14.742	80.82	1:34.927	3
4	2	BRYAN / HYDE	LCR Honda - CVR Global / GBM Demolition	14	22:54.910	35.223	15.593	79.91	1:36.208	6
5	5	BIGGS / SCHMITZ	LCR Honda - Taurus Tools	14	23:06.281	46.594	11.371	79.25	1:37.233	3
6	9	WALKER / CHRISTIE	LCR Yamaha - TAG Racing Yamaha	14	23:07.050	47.363	0.769	79.21	1:37.006	4
7	4*	PEACH / EDWARDS	LCR Yamaha - Life Safety Motorsport	14	23:07.480	47.793	0.430	79.18	1:36.648	7
8	58	KIRK / SMITHIES	LCR Yamaha - MK Racing	14	23:07.916	48.229	0.436	79.16	1:36.949	8
9	7	GRAY / PITT	LCR Yamaha - Brian Gray Powerbiking Team	14	23:22.957	1:03.270	15.041	78.31	1:38.596	8
10	44	FOUND / LOWTHER	LCR Yamaha - Cloud Vapers	14	23:23.432	1:03.745	0.475	78.28	1:38.394	2
11	111	CABLE / LAWRENCE	LCR Yamaha - Cable Racing / L&W	14	23:46.357	1:26.670	22.925	77.03	1:39.514	11
12	42	LOWTHER / CHILDS	LCR Honda - Lowther Racing	14	23:47.887	1:28.200	1.530	76.94	1:39.296	6
13	32	HORSPOLE / CONNELL	LCR Yamaha - Sleaford Quality Foods / Baker Plant	14	23:49.584	1:29.897	1.697	76.85	1:40.139	3
14	11	NICHOLLS / COLE	LCR Honda - TSR Racing	14	23:50.828	1:31.141	1.244	76.78	1:40.191	11
15	18	BELL / ANDERSON	LCR Yamaha - Marin Motorsport	14	23:51.700	1:32.013	0.872	76.74	1:38.464	8
16	175	C CLARKE / CA CLARKE	Windle Yamaha - C Clarke Racing	14	23:56.158	1:36.471	4.458	76.50	1:40.753	10
17	14	LOCKEY / SAYERS	LCR Honda - Real Racing	13	22:41.874	1 Lap	1 Lap	74.91	1:42.589	7
18	89	HAUXWELL / TAYLOR	LCR Suzuki - Vinyls4U DMH tyres	13	23:14.209	1 Lap	32.335	73.17	1:43.701	13

**NOT CLASSIFIED**

DNF	92	S HILDIGE / PARKER	LCR Yamaha - H&K Racing	11	19:45.472	3 Laps	2 Laps	72.82	1:45.096	6
DNF	1	KERSHAW / CLARK	LCR Yamaha - Molson/Express Tryes/Santander S	8	12:41.455	6 Laps	3 Laps	82.45	1:33.858	4
DNF	60	HOLLAND / WATSON	LCR Kawasaki - Quattro Plant JG Speedfit	6	9:52.400	8 Laps	2 Laps	79.48	1:36.458	4
DNF	51	GILBERT / PILMOOR BRADY	Adolf RS1 Yamaha - Draper Racing	6	10:20.489	8 Laps	28.089	75.88	1:41.055	5
DNF	10	ROBINSON / HAUXWELL	LCR Yamaha - Robinson Racing	0						

**FASTEST LAP**

1	KERSHAW / CLARK	LCR Yamaha - Molson/Express Tryes/Santander S	4	1:33.858	83.61 mph	134.56 kph
---	-----------------	---	---	----------	-----------	------------

**No. 4 - Transponder not working**  
**92.5% of Race Speed = 75.85 mph**

**Weather / Track : Bright / Dry**

**These results are provisional until the conclusion of any judicial and technical matters.**

Cadwell Park

Circuit Length = 2.1800 miles

Start: 17:01 Flag 17:24 End: 17:26

Clerk Of Course :	Steward :	Timekeeper :
-------------------	-----------	--------------

**International Sidecar Revival Meeting**  
**Molson British Sidecar Championship**  
**RACE 9 - LAP CHART**

**LAP 1 @ 17:03:38.310**

NO	BEHIND	LAP TIME
6		1:40.326
1	0.808	1:41.134
95	1.791	1:42.117
3	2.322	1:42.648
5	3.798	1:44.124
9	4.563	1:44.889
60	5.124	1:45.450
44	5.753	1:46.079
58	6.531	1:46.857
2	6.701	1:47.027
4	7.492	1:47.818
18	7.941	1:48.267
7	9.109	1:49.435
111	10.772	1:51.098
32	11.082	1:51.408
11	11.765	1:52.091
175	12.791	1:53.117
51	12.924	1:53.250
42	13.359	1:53.685
14	14.760	1:55.086
89	16.412	1:56.738
92	16.765	1:57.091

**LAP 2 @ 17:05:12.555**

NO	BEHIND	LAP TIME
6		1:34.245
1	0.479	1:33.916
95	3.150	1:35.604
3	3.752	1:35.675
5	7.120	1:37.567
9	8.113	1:37.795
60	9.754	1:38.875
44	9.902	1:38.394
2	10.281	1:37.825
58	11.708	1:39.422
4	12.270	1:39.023
18	13.030	1:39.334
7	14.338	1:39.474
111	18.963	1:42.436
32	19.468	1:42.631
11	19.928	1:42.408
51	20.500	1:41.821
42	20.670	1:41.556
175	21.533	1:42.987
14	24.271	1:43.756
89	29.162	1:46.995
92	29.865	1:47.345

**LAP 3 @ 17:06:46.626**

NO	BEHIND	LAP TIME
6		1:34.071
1	0.353	1:33.945
95	4.006	1:34.927
3	4.816	1:35.135
5	10.282	1:37.233
9	11.624	1:37.582
60	12.670	1:36.987
44	14.461	1:38.630
2	14.573	1:38.363
58	15.970	1:38.333
4	16.140	1:37.941

Weather / Track : Bright / Dry

18	17.801	1:38.842
7	19.251	1:38.984
32	25.536	1:40.139
11	27.681	1:41.824
51	28.096	1:41.667
111	28.944	1:44.052
42	29.629	1:43.030
175	30.421	1:42.959
14	33.917	1:43.717
89	40.328	1:45.237
92	41.179	1:45.385

**LAP 4 @ 17:08:20.547**

NO	BEHIND	LAP TIME
6		1:33.921
1	0.290	1:33.858
95	5.223	1:35.138
3	5.643	1:34.748
5	13.739	1:37.378
9	14.709	1:37.006
60	15.207	1:36.458
2	17.909	1:37.257
58	20.236	1:38.187
4	20.680	1:38.461
44	22.232	1:41.692
18	22.749	1:38.869
7	24.694	1:39.364
32	32.122	1:40.507
51	35.304	1:41.129
11	36.371	1:42.611
111	36.503	1:41.480
42	36.911	1:41.203
175	38.067	1:41.567
14	42.946	1:42.950
89	52.739	1:46.332
92	53.018	1:45.760

**LAP 5 @ 17:09:55.325**

NO	BEHIND	LAP TIME
6		1:34.778
1	0.211	1:34.699
3	6.280	1:35.415
95	6.915	1:36.470
5	16.620	1:37.659
9	17.044	1:37.113
60	17.666	1:37.237
2	19.374	1:36.243
58	23.091	1:37.633
4	23.572	1:37.670
44	26.910	1:39.456
18	27.273	1:39.302
7	29.013	1:39.097
32	38.289	1:40.945
51	41.581	1:41.055
42	41.936	1:39.803
11	43.649	1:42.056
111	43.981	1:42.256
175	45.068	1:41.779
14	51.769	1:43.601
92	1:04.129	1:45.889
89	1:06.672	1:48.711

**LAP 6 @ 17:11:29.886**

NO	BEHIND	LAP TIME
6		1:34.561
1	0.219	1:34.569
3	6.688	1:34.969
95	7.433	1:35.079
5	19.675	1:37.616
9	19.971	1:37.488
60	20.498	1:37.393
2	21.021	1:36.208
4	26.089	1:37.078
58	26.657	1:38.127
44	32.012	1:39.663
18	32.899	1:40.187
7	33.806	1:39.354
32	45.171	1:41.443
42	46.671	1:39.296
51	48.587	1:41.567
11	49.490	1:40.402
111	50.216	1:40.796
175	52.347	1:41.840
14	1:00.306	1:43.098
92	1:14.664	1:45.096
89	1:18.140	1:46.029

**LAP 7 @ 17:13:04.535**

NO	BEHIND	LAP TIME
6		1:34.649
1	0.268	1:34.698
3	6.710	1:34.671
95	7.945	1:35.161
5	22.379	1:37.353
9	22.727	1:37.405
2	24.979	1:38.607
4	28.088	1:36.648
58	30.022	1:38.014
44	36.561	1:39.198
18	37.652	1:39.402
7	38.561	1:39.404
32	51.957	1:41.435
42	52.527	1:40.505
11	55.813	1:40.972
111	56.089	1:40.522
175	58.512	1:40.814
14	1:08.246	1:42.589
92	1:25.650	1:45.635
89	1:27.938	1:44.447

**LAP 8 @ 17:14:39.254**

NO	BEHIND	LAP TIME
6		1:34.719
1	0.185	1:34.636
3	7.159	1:35.168
95	8.621	1:35.395
9	25.619	1:37.611
5	26.414	1:38.754
2	26.713	1:36.453
4	31.433	1:38.064
58	32.252	1:36.949
44	40.782	1:38.940
18	41.397	1:38.464
7	42.438	1:38.596
42	58.257	1:40.449

32	58.932	1:41.694
11	1:02.106	1:41.012
111	1:02.448	1:41.078
175	1:04.775	1:40.982
14	1:16.322	1:42.795

**LAP 9 @ 17:16:13.714**

NO	BEHIND	LAP TIME
6		1:34.460
92	1 Lap	1:46.744
89	1 Lap	1:45.530
3	7.804	1:35.105
95	10.593	1:36.432
9	28.705	1:37.546
5	29.263	1:37.309
2	29.560	1:37.307
4	34.953	1:37.980
58	35.740	1:37.948
44	47.195	1:40.873
7	47.744	1:39.766
42	1:05.230	1:41.433
32	1:06.404	1:41.932
18	1:07.997	2:01.060 P
11	1:08.929	1:41.283
111	1:09.189	1:41.201
175	1:11.917	1:41.602
14	1:26.414	1:44.552

**LAP 10 @ 17:17:48.784**

NO	BEHIND	LAP TIME
6		1:35.070
3	9.988	1:37.254
95	13.349	1:37.826
92	1 Lap	1:47.036
89	1 Lap	1:46.345
9	33.956	1:40.321
2	34.249	1:39.759
5	35.082	1:40.889
4	38.046	1:38.163
58	38.630	1:37.960
44	52.251	1:40.126
7	52.674	1:40.000
42	1:11.265	1:41.105
32	1:12.767	1:41.433
111	1:14.570	1:40.451
11	1:15.656	1:41.797
175	1:17.600	1:40.753
18	1:18.136	1:45.209
14	1:35.043	1:43.699

**LAP 11 @ 17:19:24.655**

NO	BEHIND	LAP TIME
6		1:35.871
3	9.731	1:35.614
95	14.538	1:37.060
92	1 Lap	1:46.989
89	1 Lap	1:46.786
2	36.264	1:37.886
9	37.692	1:39.607
5	38.106	1:38.895
58	40.252	1:37.493
4	42.276	1:40.101
44	56.160	1:39.780

7	56.529	1:39.726
42	1:16.059	1:40.665
32	1:17.527	1:40.631
111	1:18.213	1:39.514
11	1:19.976	1:40.191
18	1:21.552	1:39.287
175	1:24.104	1:42.375

**LAP 12 @ 17:21:03.580**

NO	BEHIND	LAP TIME
6		1:38.925
3	6.725	1:35.919
14	1 Lap	1:46.596
95	13.294	1:37.681
89	1 Lap	1:45.288
2	34.692	1:37.353
5	39.183	1:40.002
9	39.463	1:40.696
58	39.747	1:38.420
92	1 Lap	1:52.502
4	41.953	1:38.602
44	56.909	1:39.674
7	57.392	1:39.788
42	1:18.542	1:41.408
111	1:18.937	1:39.649
32	1:20.465	1:41.863
11	1:22.380	1:41.329
18	1:23.045	1:40.418
175	1:26.607	1:41.428

**LAP 13 @ 17:22:41.248**

NO	BEHIND	LAP TIME
6		1:37.668
3	5.311	1:36.254
14	1 Lap	1:43.935
95	14.546	1:38.920
2	34.601	1:37.577
5	42.926	1:41.411
9	43.709	1:41.914
4	44.222	1:39.937
58	45.159	1:43.080
89	1 Lap	1:52.070
44	59.375	1:40.134
7	59.761	1:40.037
111	1:21.999	1:40.730
42	1:22.929	1:42.055
32	1:25.134	1:42.337
11	1:26.635	1:41.923
18	1:27.036	1:41.659
175	1:30.358	1:41.419

**LAP 14 @ 17:24:17.671**

NO	BEHIND	LAP TIME
6		1:36.423
3	4.888	1:36.000
95	19.630	1:41.507
14	1 Lap	1:45.500
2	35.223	1:37.045
5	46.594	1:40.091
9	47.363	1:40.077
4	47.793	1:39.994
58	48.229	1:39.493
89	1 Lap	1:43.701

Cadwell Park

Circuit Length = 2.1800 miles

Start: 17:01 Flag 17:24 End: 17:26

**International Sidecar Revival Meeting**  
**Molson British Sidecar Championship**  
**RACE 9 - LAP CHART**

<b>7</b>	1:03.270	1:39.932
<b>44</b>	1:03.745	1:40.793
<b>111</b>	1:26.670	1:41.094
<b>42</b>	1:28.200	1:41.694
<b>32</b>	1:29.897	1:41.186
<b>11</b>	1:31.141	1:40.929
<b>18</b>	1:32.013	1:41.400
<b>175</b>	1:36.471	1:42.536

**Weather / Track : Bright / Dry**

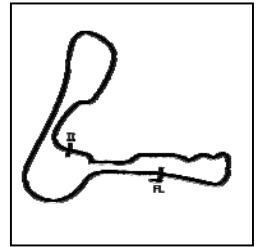
**Results can be found at [www.tsl-timing.com](http://www.tsl-timing.com)**

**Page 2 of 2**

Cadwell Park  
Circuit Length = 2.1800 miles  
Start: 17:01 Flag 17:24 End: 17:26

*Printed - 17:30 Saturday, 22 June 2019*

**International Sidecar Revival Meeting**  
**Molson British Sidecar Championship**  
**RACE 9 - SECTOR ANALYSIS**



SECTOR 1 = FL to I1, SECTOR 2 = I1 to FL, DIFF = Difference To Personal Best Lap, P = Crossed Finish Line in Pit Lane, D = Time Disallowed

<b>P1 6</b>		<b>ELLIS / RICHARDSON</b>		LCR Honda - Santander Salt		
IDEAL LAP TIME : 1:33.369		BEST LAP TIME : 1:33.921		DIFFERENCE : 0.552		
LAP	SECTOR 1	SECTOR 2	LAP TIME	MPH	DIFF	TIME OF DAY
1 -		<b>39.787</b>	1:40.326	78.22	6.405	17:03:38.310
2 -	54.178	40.067	1:34.245 (3)	83.27	0.324	17:05:12.555
3 -	54.072	39.999	1:34.071 (2)	83.42	0.150	17:06:46.626
4 -	54.046	39.875	<b>1:33.921 (1)</b>	<b>83.56</b>		<b>17:08:20.547</b>
5 -	54.342	40.436	1:34.778	82.80	0.857	17:09:55.325
6 -	54.349	40.212	1:34.561	82.99	0.640	17:11:29.886
7 -	54.409	40.240	1:34.649	82.91	0.728	17:13:04.535
8 -	54.469	40.250	1:34.719	82.85	0.798	17:14:39.254
9 -	53.919	40.541	1:34.460	83.08	0.539	17:16:13.714
10 -	<b>53.582</b>	41.488	1:35.070	82.55	1.149	17:17:48.784
11 -	54.665	41.206	1:35.871	81.86	1.950	17:19:24.655
12 -	57.391	41.534	1:38.925	79.33	5.004	17:21:03.580
13 -	55.706	41.962	1:37.668	80.35	3.747	17:22:41.248
14 -	55.052	41.371	1:36.423	81.39	2.502	17:24:17.671

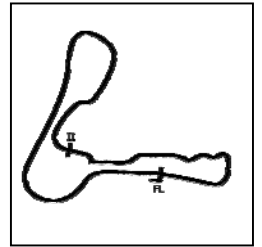
<b>P2 3</b>		<b>HOLDEN / CAIN</b>		LCR Kawasaki - SBR		
IDEAL LAP TIME : 1:34.534		BEST LAP TIME : 1:34.671		DIFFERENCE : 0.137		
LAP	SECTOR 1	SECTOR 2	LAP TIME	MPH	DIFF	TIME OF DAY
1 -		40.767	1:42.648	76.45	7.977	17:03:40.632
2 -	54.740	40.935	1:35.675	82.02	1.004	17:05:16.307
3 -	54.587	40.548	1:35.135	82.49	0.464	17:06:51.442
4 -	<b>54.267</b>	40.481	1:34.748 (2)	82.83	0.077	17:08:26.190
5 -	54.690	40.725	1:35.415	82.25	0.744	17:10:01.605
6 -	54.522	40.447	1:34.969 (3)	82.63	0.298	17:11:36.574
7 -	54.404	<b>40.267</b>	<b>1:34.671 (1)</b>	<b>82.89</b>		<b>17:13:11.245</b>
8 -	54.442	40.726	1:35.168	82.46	0.497	17:14:46.413
9 -	54.399	40.706	1:35.105	82.52	0.434	17:16:21.518
10 -	56.186	41.068	1:37.254	80.69	2.583	17:17:58.772
11 -	54.728	40.886	1:35.614	82.08	0.943	17:19:34.386
12 -	54.720	41.199	1:35.919	81.81	1.248	17:21:10.305
13 -	54.746	41.508	1:36.254	81.53	1.583	17:22:46.559
14 -	55.119	40.881	1:36.000	81.75	1.329	17:24:22.559

<b>P3 95</b>		<b>BLACKSTOCK / ROSNEY</b>		LCR Yamaha - SBR		
IDEAL LAP TIME : 1:34.703		BEST LAP TIME : 1:34.927		DIFFERENCE : 0.224		
LAP	SECTOR 1	SECTOR 2	LAP TIME	MPH	DIFF	TIME OF DAY
1 -		40.853	1:42.117	76.85	7.190	17:03:40.101
2 -	54.783	40.821	1:35.604	82.08	0.677	17:05:15.705
3 -	54.564	<b>40.363</b>	<b>1:34.927 (1)</b>	<b>82.67</b>		<b>17:06:50.632</b>
4 -	<b>54.340</b>	40.798	1:35.138 (3)	82.49	0.211	17:08:25.770
5 -	55.678	40.792	1:36.470	81.35	1.543	17:10:02.240
6 -	54.605	40.474	1:35.079 (2)	82.54	0.152	17:11:37.319
7 -	54.548	40.613	1:35.161	82.47	0.234	17:13:12.480
8 -	54.775	40.620	1:35.395	82.26	0.468	17:14:47.875
9 -	55.220	41.212	1:36.432	81.38	1.505	17:16:24.307
10 -	55.844	41.982	1:37.826	80.22	2.899	17:18:02.133
11 -	55.443	41.617	1:37.060	80.85	2.133	17:19:39.193
12 -	55.882	41.799	1:37.681	80.34	2.754	17:21:16.874
13 -	56.522	42.398	1:38.920	79.33	3.993	17:22:55.794
14 -	58.670	42.837	1:41.507	77.31	6.580	17:24:37.301

Weather / Track : Bright / Dry

Cadwell Park  
 Circuit Length = 2.1800 miles  
 Start: 17:01 Flag 17:24 End: 17:26

**International Sidecar Revival Meeting**  
**Molson British Sidecar Championship**  
**RACE 9 - SECTOR ANALYSIS**



SECTOR 1 = FL to I1, SECTOR 2 = I1 to FL, DIFF = Difference To Personal Best Lap, P = Crossed Finish Line in Pit Lane, D = Time Disallowed

<b>P4</b>		<b>2</b>		<b>BRYAN / HYDE</b>		LCR Honda - CVR Global / GBM Demolition	
IDEAL LAP TIME : 1:36.050		BEST LAP TIME : 1:36.208		DIFFERENCE : 0.158			
LAP	SECTOR 1	SECTOR 2	LAP TIME	MPH	DIFF	TIME OF DAY	
1 -		42.513	1:47.027	73.32	10.819	17:03:45.011	
2 -	56.904	40.921	1:37.825	80.22	1.617	17:05:22.836	
3 -	56.833	41.530	1:38.363	79.78	2.155	17:07:01.199	
4 -	56.297	40.960	1:37.257	80.69	1.049	17:08:38.456	
5 -	55.551	<b>40.692</b>	1:36.243 <b>(2)</b>	81.54	0.035	17:10:14.699	
<b>6 -</b>	<b>55.358</b>	40.850	<b>1:36.208 (1)</b>	<b>81.57</b>		<b>17:11:50.907</b>	
7 -	56.053	42.554	1:38.607	79.58	2.399	17:13:29.514	
8 -	55.609	40.844	1:36.453 <b>(3)</b>	81.36	0.245	17:15:05.967	
9 -	56.128	41.179	1:37.307	80.65	1.099	17:16:43.274	
10 -	57.103	42.656	1:39.759	78.67	3.551	17:18:23.033	
11 -	57.021	40.865	1:37.886	80.17	1.678	17:20:00.919	
12 -	55.610	41.743	1:37.353	80.61	1.145	17:21:38.272	
13 -	56.670	40.907	1:37.577	80.42	1.369	17:23:15.849	
14 -	56.030	41.015	1:37.045	80.87	0.837	17:24:52.894	

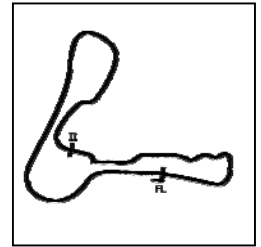
<b>P5</b>		<b>5</b>		<b>BIGGS / SCHMITZ</b>		LCR Honda - Taurus Tools	
IDEAL LAP TIME : 1:36.916		BEST LAP TIME : 1:37.233		DIFFERENCE : 0.317			
LAP	SECTOR 1	SECTOR 2	LAP TIME	MPH	DIFF	TIME OF DAY	
1 -		41.474	1:44.124	75.37	6.891	17:03:42.108	
2 -	56.224	41.343	1:37.567	80.43	0.334	17:05:19.675	
<b>3 -</b>	56.230	<b>41.003</b>	<b>1:37.233 (1)</b>	<b>80.71</b>		<b>17:06:56.908</b>	
4 -	56.265	41.113	1:37.378	80.59	0.145	17:08:34.286	
5 -	56.330	41.329	1:37.659	80.36	0.426	17:10:11.945	
6 -	56.078	41.538	1:37.616	80.39	0.383	17:11:49.561	
7 -	56.016	41.337	1:37.353 <b>(3)</b>	80.61	0.120	17:13:26.914	
8 -	57.297	41.457	1:38.754	79.47	1.521	17:15:05.668	
9 -	<b>55.913</b>	41.396	1:37.309 <b>(2)</b>	80.65	0.076	17:16:42.977	
10 -	57.461	43.428	1:40.889	77.78	3.656	17:18:23.866	
11 -	56.692	42.203	1:38.895	79.35	1.662	17:20:02.761	
12 -	56.859	43.143	1:40.002	78.47	2.769	17:21:42.763	
13 -	58.922	42.489	1:41.411	77.38	4.178	17:23:24.174	
14 -	57.161	42.930	1:40.091	78.40	2.858	17:25:04.265	

<b>P6</b>		<b>9</b>		<b>WALKER / CHRISTIE</b>		LCR Yamaha - TAG Racing Yamaha	
IDEAL LAP TIME : 1:36.950		BEST LAP TIME : 1:37.006		DIFFERENCE : 0.056			
LAP	SECTOR 1	SECTOR 2	LAP TIME	MPH	DIFF	TIME OF DAY	
1 -		41.633	1:44.889	74.82	7.883	17:03:42.873	
2 -	56.546	41.249	1:37.795	80.25	0.789	17:05:20.668	
3 -	56.118	41.464	1:37.582	80.42	0.576	17:06:58.250	
<b>4 -</b>	<b>55.966</b>	41.040	<b>1:37.006 (1)</b>	<b>80.90</b>		<b>17:08:35.256</b>	
5 -	56.129	<b>40.984</b>	1:37.113 <b>(2)</b>	80.81	0.107	17:10:12.369	
6 -	56.400	41.088	1:37.488	80.50	0.482	17:11:49.857	
7 -	56.336	41.069	1:37.405 <b>(3)</b>	80.57	0.399	17:13:27.262	
8 -	56.395	41.216	1:37.611	80.40	0.605	17:15:04.873	
9 -	56.307	41.239	1:37.546	80.45	0.540	17:16:42.419	
10 -	57.721	42.600	1:40.321	78.22	3.315	17:18:22.740	
11 -	57.262	42.345	1:39.607	78.79	2.601	17:20:02.347	
12 -	58.161	42.535	1:40.696	77.93	3.690	17:21:43.043	
13 -	59.445	42.469	1:41.914	77.00	4.908	17:23:24.957	
14 -	57.350	42.727	1:40.077	78.42	3.071	17:25:05.034	

Weather / Track : Bright / Dry

Cadwell Park  
 Circuit Length = 2.1800 miles  
 Start: 17:01 Flag 17:24 End: 17:26

**International Sidecar Revival Meeting**  
**Molson British Sidecar Championship**  
**RACE 9 - SECTOR ANALYSIS**



SECTOR 1 = FL to I1, SECTOR 2 = I1 to FL, DIFF = Difference To Personal Best Lap, P = Crossed Finish Line in Pit Lane, D = Time Disallowed

<b>P7 4 PEACH / EDWARDS</b>		LCR Yamaha - Life Safety Motorsport				
IDEAL LAP TIME :		BEST LAP TIME : 1:36.648		DIFFERENCE :		
LAP	SECTOR 1	SECTOR 2	LAP TIME	MPH	DIFF	TIME OF DAY
1 -			1:47.818	72.78	11.170	17:03:45.802
2 -			1:39.023	79.25	2.375	17:05:24.825
3 -			1:37.941	80.13	1.293	17:07:02.766
4 -			1:38.461	79.70	1.813	17:08:41.227
5 -			1:37.670 (3)	80.35	1.022	17:10:18.897
6 -			1:37.078 (2)	80.84	0.430	17:11:55.975
7 -			<b>1:36.648 (1)</b>	<b>81.20</b>		<b>17:13:32.623</b>
8 -			1:38.064	80.03	1.416	17:15:10.687
9 -			1:37.980	80.09	1.332	17:16:48.667
10 -			1:38.163	79.94	1.515	17:18:26.830
11 -			1:40.101	78.40	3.453	17:20:06.931
12 -			1:38.602	79.59	1.954	17:21:45.533
13 -			1:39.937	78.53	3.289	17:23:25.470
14 -			1:39.994	78.48	3.346	17:25:05.464

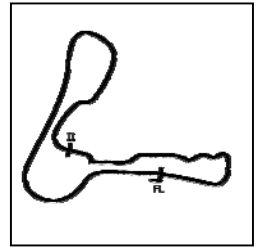
<b>P8 58 KIRK / SMITHIES</b>		LCR Yamaha - MK Racing				
IDEAL LAP TIME : 1:36.651		BEST LAP TIME : 1:36.949		DIFFERENCE : 0.298		
LAP	SECTOR 1	SECTOR 2	LAP TIME	MPH	DIFF	TIME OF DAY
1 -		42.480	1:46.857	73.44	9.908	17:03:44.841
2 -	57.616	41.806	1:39.422	78.93	2.473	17:05:24.263
3 -	56.179	42.154	1:38.333	79.81	1.384	17:07:02.596
4 -	56.382	41.805	1:38.187	79.92	1.238	17:08:40.783
5 -	56.148	41.485	1:37.633 (3)	80.38	0.684	17:10:18.416
6 -	56.708	41.419	1:38.127	79.97	1.178	17:11:56.543
7 -	<b>55.461</b>	42.553	1:38.014	80.07	1.065	17:13:34.557
8 -	55.759	<b>41.190</b>	<b>1:36.949 (1)</b>	<b>80.95</b>		<b>17:15:11.506</b>
9 -	55.465	42.483	1:37.948	80.12	0.999	17:16:49.454
10 -	55.625	42.335	1:37.960	80.11	1.011	17:18:27.414
11 -	56.050	41.443	1:37.493 (2)	80.49	0.544	17:20:04.907
12 -	56.044	42.376	1:38.420	79.74	1.471	17:21:43.327
13 -	59.560	43.520	1:43.080	76.13	6.131	17:23:26.407
14 -	56.488	43.005	1:39.493	78.88	2.544	17:25:05.900

<b>P9 7 GRAY / PITT</b>		LCR Yamaha - Brian Gray Powerbiking Team				
IDEAL LAP TIME : 1:38.434		BEST LAP TIME : 1:38.596		DIFFERENCE : 0.162		
LAP	SECTOR 1	SECTOR 2	LAP TIME	MPH	DIFF	TIME OF DAY
1 -		42.564	1:49.435	71.71	10.839	17:03:47.419
2 -	57.464	<b>42.010</b>	1:39.474	78.89	0.878	17:05:26.893
3 -	56.795	42.189	1:38.984 (2)	79.28	0.388	17:07:05.877
4 -	57.099	42.265	1:39.364	78.98	0.768	17:08:45.241
5 -	57.047	42.050	1:39.097 (3)	79.19	0.501	17:10:24.338
6 -	57.089	42.265	1:39.354	78.99	0.758	17:12:03.692
7 -	56.763	42.641	1:39.404	78.95	0.808	17:13:43.096
8 -	<b>56.424</b>	42.172	<b>1:38.596 (1)</b>	<b>79.59</b>		<b>17:15:21.692</b>
9 -	56.742	43.024	1:39.766	78.66	1.170	17:17:01.458
10 -	57.293	42.707	1:40.000	78.48	1.404	17:18:41.458
11 -	57.420	42.306	1:39.726	78.69	1.130	17:20:21.184
12 -	57.111	42.677	1:39.788	78.64	1.192	17:22:00.972
13 -	57.223	42.814	1:40.037	78.45	1.441	17:23:41.009
14 -	57.245	42.687	1:39.932	78.53	1.336	17:25:20.941

Weather / Track : Bright / Dry

Cadwell Park  
 Circuit Length = 2.1800 miles  
 Start: 17:01 Flag 17:24 End: 17:26

**International Sidecar Revival Meeting**  
**Molson British Sidecar Championship**  
**RACE 9 - SECTOR ANALYSIS**



SECTOR 1 = FL to I1, SECTOR 2 = I1 to FL, DIFF = Difference To Personal Best Lap, P = Crossed Finish Line in Pit Lane, D = Time Disallowed

<b>P10 44</b>		<b>FOUND'S / LOWTHER</b>		LCR Yamaha - Cloud Vapers		
IDEAL LAP TIME : 1:38.136		BEST LAP TIME : 1:38.394		DIFFERENCE : 0.258		
LAP	SECTOR 1	SECTOR 2	LAP TIME	MPH	DIFF	TIME OF DAY
1 -		41.900	1:46.079	73.98	7.685	17:03:44.063
2 -	<b>56.389</b>	42.005	<b>1:38.394 (1)</b>	<b>79.76</b>		<b>17:05:22.457</b>
3 -	56.883	<b>41.747</b>	1:38.630 (2)	79.57	0.236	17:07:01.087
4 -	59.757	41.935	1:41.692	77.17	3.298	17:08:42.779
5 -	57.343	42.113	1:39.456	78.90	1.062	17:10:22.235
6 -	57.660	42.003	1:39.663	78.74	1.269	17:12:01.898
7 -	57.311	41.887	1:39.198	79.11	0.804	17:13:41.096
8 -	56.959	41.981	1:38.940 (3)	79.32	0.546	17:15:20.036
9 -	56.885	43.988	1:40.873	77.80	2.479	17:17:00.909
10 -	57.154	42.972	1:40.126	78.38	1.732	17:18:41.035
11 -	57.484	42.296	1:39.780	78.65	1.386	17:20:20.815
12 -	57.338	42.336	1:39.674	78.73	1.280	17:22:00.489
13 -	57.565	42.569	1:40.134	78.37	1.740	17:23:40.623
14 -	57.920	42.873	1:40.793	77.86	2.399	17:25:21.416

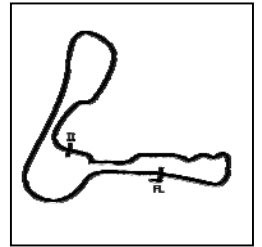
<b>P11 111</b>		<b>CABLE / LAWRENCE</b>		LCR Yamaha - Cable Racing / L&W		
IDEAL LAP TIME : 1:39.486		BEST LAP TIME : 1:39.514		DIFFERENCE : 0.028		
LAP	SECTOR 1	SECTOR 2	LAP TIME	MPH	DIFF	TIME OF DAY
1 -		43.092	1:51.098	70.64	11.584	17:03:49.082
2 -	59.113	43.323	1:42.436	76.61	2.922	17:05:31.518
3 -	1:00.987	43.065	1:44.052	75.42	4.538	17:07:15.570
4 -	57.967	43.513	1:41.480	77.33	1.966	17:08:57.050
5 -	59.141	43.115	1:42.256	76.74	2.742	17:10:39.306
6 -	57.884	42.912	1:40.796	77.86	1.282	17:12:20.102
7 -	57.593	42.929	1:40.522	78.07	1.008	17:14:00.624
8 -	58.375	42.703	1:41.078	77.64	1.564	17:15:41.702
9 -	57.669	43.532	1:41.201	77.54	1.687	17:17:22.903
10 -	58.188	42.263	1:40.451 (3)	78.12	0.937	17:19:03.354
11 -	57.338	<b>42.176</b>	<b>1:39.514 (1)</b>	<b>78.86</b>		<b>17:20:42.868</b>
12 -	<b>57.310</b>	42.339	1:39.649 (2)	78.75	0.135	17:22:22.517
13 -	57.586	43.144	1:40.730	77.91	1.216	17:24:03.247
14 -	57.916	43.178	1:41.094	77.63	1.580	17:25:44.341

<b>P12 42</b>		<b>LOWTHER / CHILDS</b>		LCR Honda - Lowther Racing		
IDEAL LAP TIME : 1:39.296		BEST LAP TIME : 1:39.296		DIFFERENCE : 0.000		
LAP	SECTOR 1	SECTOR 2	LAP TIME	MPH	DIFF	TIME OF DAY
1 -		44.336	1:53.685	69.03	14.389	17:03:51.669
2 -	58.472	43.084	1:41.556	77.27	2.260	17:05:33.225
3 -	59.511	43.519	1:43.030	76.17	3.734	17:07:16.255
4 -	57.649	43.554	1:41.203	77.54	1.907	17:08:57.458
5 -	57.376	42.427	1:39.803 (2)	78.63	0.507	17:10:37.261
6 -	<b>57.217</b>	<b>42.079</b>	<b>1:39.296 (1)</b>	<b>79.03</b>		<b>17:12:16.557</b>
7 -	57.855	42.650	1:40.505	78.08	1.209	17:13:57.062
8 -	58.156	42.293	1:40.449 (3)	78.12	1.153	17:15:37.511
9 -	57.740	43.693	1:41.433	77.37	2.137	17:17:18.944
10 -	57.637	43.468	1:41.105	77.62	1.809	17:19:00.049
11 -	57.694	42.971	1:40.665	77.96	1.369	17:20:40.714
12 -	58.336	43.072	1:41.408	77.39	2.112	17:22:22.122
13 -	57.499	44.556	1:42.055	76.90	2.759	17:24:04.177
14 -	57.983	43.711	1:41.694	77.17	2.398	17:25:45.871

Weather / Track : Bright / Dry

Cadwell Park  
 Circuit Length = 2.1800 miles  
 Start: 17:01 Flag 17:24 End: 17:26

**International Sidecar Revival Meeting**  
**Molson British Sidecar Championship**  
**RACE 9 - SECTOR ANALYSIS**



SECTOR 1 = FL to I1, SECTOR 2 = I1 to FL, DIFF = Difference To Personal Best Lap, P = Crossed Finish Line in Pit Lane, D = Time Disallowed

<b>P13 32</b>		<b>HORSPOLE / CONNELL</b>		LCR Yamaha - Sleaford Quality Foods / Baker Plant Hire		
IDEAL LAP TIME : 1:40.139		BEST LAP TIME : 1:40.139		DIFFERENCE : 0.000		
LAP	SECTOR 1	SECTOR 2	LAP TIME	MPH	DIFF	TIME OF DAY
1 -		43.191	1:51.408	70.44	11.269	17:03:49.392
2 -	59.003	43.628	1:42.631	76.46	2.492	17:05:32.023
<b>3 -</b>	<b>58.103</b>	<b>42.036</b>	<b>1:40.139 (1)</b>	<b>78.37</b>		<b>17:07:12.162</b>
4 -	58.272	42.235	1:40.507 (2)	78.08	0.368	17:08:52.669
5 -	58.386	42.559	1:40.945	77.74	0.806	17:10:33.614
6 -	58.876	42.567	1:41.443	77.36	1.304	17:12:15.057
7 -	59.081	42.354	1:41.435	77.37	1.296	17:13:56.492
8 -	59.330	42.364	1:41.694	77.17	1.555	17:15:38.186
9 -	58.832	43.100	1:41.932	76.99	1.793	17:17:20.118
10 -	58.771	42.662	1:41.433	77.37	1.294	17:19:01.551
11 -	58.409	42.222	1:40.631 (3)	77.98	0.492	17:20:42.182
12 -	58.413	43.450	1:41.863	77.04	1.724	17:22:24.045
13 -	58.356	43.981	1:42.337	76.68	2.198	17:24:06.382
14 -	58.402	42.784	1:41.186	77.56	1.047	17:25:47.568

<b>P14 11</b>		<b>NICHOLLS / COLE</b>		LCR Honda - TSR Racing		
IDEAL LAP TIME : 1:40.150		BEST LAP TIME : 1:40.191		DIFFERENCE : 0.041		
LAP	SECTOR 1	SECTOR 2	LAP TIME	MPH	DIFF	TIME OF DAY
1 -		43.514	1:52.091	70.01	11.900	17:03:50.075
2 -	58.655	43.753	1:42.408	76.63	2.217	17:05:32.483
3 -	58.900	42.924	1:41.824	77.07	1.633	17:07:14.307
4 -	57.876	44.735	1:42.611	76.48	2.420	17:08:56.918
5 -	58.924	43.132	1:42.056	76.89	1.865	17:10:38.974
6 -	57.917	<b>42.485</b>	1:40.402 (2)	78.16	0.211	17:12:19.376
7 -	57.844	43.128	1:40.972	77.72	0.781	17:14:00.348
8 -	58.410	42.602	1:41.012	77.69	0.821	17:15:41.360
9 -	57.809	43.474	1:41.283	77.48	1.092	17:17:22.643
10 -	58.318	43.479	1:41.797	77.09	1.606	17:19:04.440
<b>11 -</b>	<b>57.669</b>	<b>42.522</b>	<b>1:40.191 (1)</b>	<b>78.33</b>		<b>17:20:44.631</b>
12 -	58.032	43.297	1:41.329	77.45	1.138	17:22:25.960
13 -	<b>57.665</b>	44.258	1:41.923	76.99	1.732	17:24:07.883
14 -	57.861	43.068	1:40.929 (3)	77.75	0.738	17:25:48.812

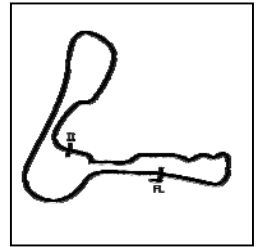
<b>P15 18</b>		<b>BELL / ANDERSON</b>		LCR Yamaha - Marin Motorsport		
IDEAL LAP TIME : 1:38.464		BEST LAP TIME : 1:38.464		DIFFERENCE : 0.000		
LAP	SECTOR 1	SECTOR 2	LAP TIME	MPH	DIFF	TIME OF DAY
1 -		42.497	1:48.267	72.48	9.803	17:03:46.251
2 -	57.305	42.029	1:39.334	79.00	0.870	17:05:25.585
3 -	56.848	41.994	1:38.842 (2)	79.40	0.378	17:07:04.427
4 -	56.647	42.222	1:38.869 (3)	79.37	0.405	17:08:43.296
5 -	57.293	42.009	1:39.302	79.03	0.838	17:10:22.598
6 -	57.506	42.681	1:40.187	78.33	1.723	17:12:02.785
7 -	56.811	42.591	1:39.402	78.95	0.938	17:13:42.187
<b>8 -</b>	<b>56.607</b>	<b>41.857</b>	<b>1:38.464 (1)</b>	<b>79.70</b>		<b>17:15:20.651</b>
9 -	57.022	IN PIT	2:01.060 P	64.82	22.596	17:17:21.711
10 -	OUTLAP	42.273	1:45.209	74.59	6.745	17:19:06.920
11 -	57.399	41.888	1:39.287	79.04	0.823	17:20:46.207
12 -	56.856	43.562	1:40.418	78.15	1.954	17:22:26.625
13 -	57.800	43.859	1:41.659	77.19	3.195	17:24:08.284
14 -	58.112	43.288	1:41.400	77.39	2.936	17:25:49.684

Weather / Track : Bright / Dry

Cadwell Park  
 Circuit Length = 2.1800 miles  
 Start: 17:01 Flag 17:24 End: 17:26



**International Sidecar Revival Meeting**  
**Molson British Sidecar Championship**  
**RACE 9 - SECTOR ANALYSIS**



SECTOR 1 = FL to I1, SECTOR 2 = I1 to FL, DIFF = Difference To Personal Best Lap, P = Crossed Finish Line in Pit Lane, D = Time Disallowed

<b>P16 175</b>		<b>C CLARKE / CA CLARKE</b>		Windle Yamaha - C Clarke Racing		
IDEAL LAP TIME : 1:40.603		BEST LAP TIME : 1:40.753		DIFFERENCE : 0.150		
LAP	SECTOR 1	SECTOR 2	LAP TIME	MPH	DIFF	TIME OF DAY
1 -		44.075	1:53.117	69.37	12.364	17:03:51.101
2 -	1:00.028	42.959	1:42.987	76.20	2.234	17:05:34.088
3 -	59.248	43.711	1:42.959	76.22	2.206	17:07:17.047
4 -	58.588	42.979	1:41.567	77.26	0.814	17:08:58.614
5 -	59.035	42.744	1:41.779	77.10	1.026	17:10:40.393
6 -	58.691	43.149	1:41.840	77.06	1.087	17:12:22.233
7 -	58.265	42.549	1:40.814 (2)	77.84	0.061	17:14:03.047
8 -	<b>58.148</b>	42.834	1:40.982 (3)	77.71	0.229	17:15:44.029
9 -	58.461	43.141	1:41.602	77.24	0.849	17:17:25.631
<b>10 -</b>	<b>58.298</b>	<b>42.455</b>	<b>1:40.753 (1)</b>	<b>77.89</b>		<b>17:19:06.384</b>
11 -	58.972	43.403	1:42.375	76.65	1.622	17:20:48.759
12 -	58.673	42.755	1:41.428	77.37	0.675	17:22:30.187
13 -	58.196	43.223	1:41.419	77.38	0.666	17:24:11.606
14 -	58.982	43.554	1:42.536	76.53	1.783	17:25:54.142

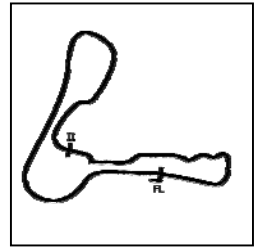
<b>P17 14</b>		<b>LOCKEY / SAYERS</b>		LCR Honda - Real Racing		
IDEAL LAP TIME : 1:42.257		BEST LAP TIME : 1:42.589		DIFFERENCE : 0.332		
LAP	SECTOR 1	SECTOR 2	LAP TIME	MPH	DIFF	TIME OF DAY
1 -		44.642	1:55.086	68.19	12.497	17:03:53.070
2 -	1:00.043	43.713	1:43.756	75.63	1.167	17:05:36.826
3 -	59.524	44.193	1:43.717	75.66	1.128	17:07:20.543
4 -	59.457	<b>43.493</b>	1:42.950 (3)	76.23	0.361	17:09:03.493
5 -	59.191	44.410	1:43.601	75.75	1.012	17:10:47.094
6 -	59.031	44.067	1:43.098	76.12	0.509	17:12:30.192
<b>7 -</b>	<b>58.764</b>	43.825	<b>1:42.589 (1)</b>	<b>76.50</b>		<b>17:14:12.781</b>
8 -	59.219	43.576	1:42.795 (2)	76.34	0.206	17:15:55.576
9 -	1:00.246	44.306	1:44.552	75.06	1.963	17:17:40.128
10 -	59.709	43.990	1:43.699	75.68	1.110	17:19:23.827
11 -	1:01.682	44.914	1:46.596	73.62	4.007	17:21:10.423
12 -	59.662	44.273	1:43.935	75.50	1.346	17:22:54.358
13 -	1:01.678	43.822	1:45.500	74.38	2.911	17:24:39.858

<b>P18 89</b>		<b>HAUXWELL / TAYLOR</b>		LCR Suzuki - Vinyls4U DMH tyres		
IDEAL LAP TIME : 1:43.701		BEST LAP TIME : 1:43.701		DIFFERENCE : 0.000		
LAP	SECTOR 1	SECTOR 2	LAP TIME	MPH	DIFF	TIME OF DAY
1 -		45.652	1:56.738	67.22	13.037	17:03:54.722
2 -	1:02.157	44.838	1:46.995	73.34	3.294	17:05:41.717
3 -	1:00.628	44.609	1:45.237 (3)	74.57	1.536	17:07:26.954
4 -	1:01.097	45.235	1:46.332	73.80	2.631	17:09:13.286
5 -	1:02.536	46.175	1:48.711	72.19	5.010	17:11:01.997
6 -	1:01.679	44.350	1:46.029	74.01	2.328	17:12:48.026
7 -	1:00.601	43.846	1:44.447 (2)	75.13	0.746	17:14:32.473
8 -	1:00.121	45.409	1:45.530	74.36	1.829	17:16:18.003
9 -	1:01.301	45.044	1:46.345	73.79	2.644	17:18:04.348
10 -	1:00.549	46.237	1:46.786	73.49	3.085	17:19:51.134
11 -	1:01.387	43.901	1:45.288	74.53	1.587	17:21:36.422
12 -	1:06.099	45.971	1:52.070	70.02	8.369	17:23:28.492
<b>13 -</b>	<b>59.883</b>	<b>43.818</b>	<b>1:43.701 (1)</b>	<b>75.67</b>		<b>17:25:12.193</b>

Weather / Track : Bright / Dry

Cadwell Park  
 Circuit Length = 2.1800 miles  
 Start: 17:01 Flag 17:24 End: 17:26

**International Sidecar Revival Meeting**  
**Molson British Sidecar Championship**  
**RACE 9 - SECTOR ANALYSIS**



SECTOR 1 = FL to I1, SECTOR 2 = I1 to FL, DIFF = Difference To Personal Best Lap, P = Crossed Finish Line in Pit Lane, D = Time Disallowed

P19 92		S HILDIGE / PARKER		LCR Yamaha - H&K Racing		
IDEAL LAP TIME : 1:44.585		BEST LAP TIME : 1:45.096		DIFFERENCE : 0.511		
LAP	SECTOR 1	SECTOR 2	LAP TIME	MPH	DIFF	TIME OF DAY
1 -		45.731	1:57.091	67.02	11.995	17:03:55.075
2 -	1:02.208	45.137	1:47.345	73.11	2.249	17:05:42.420
3 -	<b>1:00.490</b>	44.895	1:45.385 (2)	74.47	0.289	17:07:27.805
4 -	1:00.909	44.851	1:45.760	74.20	0.664	17:09:13.565
5 -	1:01.432	44.457	1:45.889	74.11	0.793	17:10:59.454
6 -	1:00.698	44.398	<b>1:45.096 (1)</b>	<b>74.67</b>		<b>17:12:44.550</b>
7 -	1:01.540	<b>44.095</b>	1:45.635 (3)	74.29	0.539	17:14:30.185
8 -	1:00.872	45.872	1:46.744	73.52	1.648	17:16:16.929
9 -	1:01.713	45.323	1:47.036	73.32	1.940	17:18:03.965
10 -	1:00.560	46.429	1:46.989	73.35	1.893	17:19:50.954
11 -	1:03.516	48.986	1:52.502	69.75	7.406	17:21:43.456

P20 1		KERSHAW / CLARK		LCR Yamaha - Molson/Express Tryes/Santander Salt		
IDEAL LAP TIME : 1:33.750		BEST LAP TIME : 1:33.858		DIFFERENCE : 0.108		
LAP	SECTOR 1	SECTOR 2	LAP TIME	MPH	DIFF	TIME OF DAY
1 -		40.217	1:41.134	77.60	7.276	17:03:39.118
2 -	54.049	<b>39.867</b>	1:33.916 (2)	83.56	0.058	17:05:13.034
3 -	<b>53.883</b>	40.062	1:33.945 (3)	83.53	0.087	17:06:46.979
4 -	53.949	39.909	<b>1:33.858 (1)</b>	<b>83.61</b>		<b>17:08:20.837</b>
5 -	54.355	40.344	1:34.699	82.87	0.841	17:09:55.536
6 -	54.308	40.261	1:34.569	82.98	0.711	17:11:30.105
7 -	54.387	40.311	1:34.698	82.87	0.840	17:13:04.803
8 -	54.200	40.436	1:34.636	82.92	0.778	17:14:39.439

P21 60		HOLLAND / WATSON		LCR Kawasaki - Quattro Plant JG Speedfit		
IDEAL LAP TIME : 1:36.172		BEST LAP TIME : 1:36.458		DIFFERENCE : 0.286		
LAP	SECTOR 1	SECTOR 2	LAP TIME	MPH	DIFF	TIME OF DAY
1 -		41.964	1:45.450	74.42	8.992	17:03:43.434
2 -	56.235	42.640	1:38.875	79.37	2.417	17:05:22.309
3 -	56.195	<b>40.792</b>	1:36.987 (2)	80.91	0.529	17:06:59.296
4 -	<b>55.380</b>	41.078	<b>1:36.458 (1)</b>	<b>81.36</b>		<b>17:08:35.754</b>
5 -	55.948	41.289	1:37.237 (3)	80.71	0.779	17:10:12.991
6 -	56.122	41.271	1:37.393	80.58	0.935	17:11:50.384

P22 51		GILBERT / PILMOOR BRADY		Adolf RS1 Yamaha - Draper Racing		
IDEAL LAP TIME : 1:40.895		BEST LAP TIME : 1:41.055		DIFFERENCE : 0.160		
LAP	SECTOR 1	SECTOR 2	LAP TIME	MPH	DIFF	TIME OF DAY
1 -		43.708	1:53.250	69.29	12.195	17:03:51.234
2 -	58.374	43.447	1:41.821	77.07	0.766	17:05:33.055
3 -	58.681	42.986	1:41.667	77.19	0.612	17:07:14.722
4 -	<b>58.023</b>	43.106	1:41.129 (2)	77.60	0.074	17:08:55.851
5 -	58.025	43.030	<b>1:41.055 (1)</b>	<b>77.66</b>		<b>17:10:36.906</b>
6 -	58.695	<b>42.872</b>	1:41.567 (3)	77.26	0.512	17:12:18.473

Weather / Track : Bright / Dry

Cadwell Park  
 Circuit Length = 2.1800 miles  
 Start: 17:01 Flag 17:24 End: 17:26

**International Sidecar Revival Meeting**  
**Molson British Sidecar Championship**  
**RACE 9 - BEST SECTORS**

SECTOR 1			SECTOR 2			IDEAL / BEST COMPARISON						
POS	NO	NAME	TIME	NO	NAME	TIME	POS	NO	NAME	IDEAL	BEST	DIFF
									<b>PERFECT LAP</b>	<b>1:33.369</b>		
1	6	ELLIS / RICHARDSON	<b>53.582</b>	6	ELLIS / RICHARDSON	<b>39.787</b>	1	6	ELLIS / RICHARDSON	1:33.369	1:33.921	0.552
2	1	KERSHAW / CLARK	<b>53.883</b>	1	KERSHAW / CLARK	<b>39.867</b>	2	1	KERSHAW / CLARK	1:33.750	1:33.858	0.108
3	3	HOLDEN / CAIN	<b>54.267</b>	3	HOLDEN / CAIN	<b>40.267</b>	3	3	HOLDEN / CAIN	1:34.534	1:34.671	0.137
4	95	BLACKSTOCK / ROSNEY	<b>54.340</b>	95	BLACKSTOCK / ROSNEY	<b>40.363</b>	4	95	BLACKSTOCK / ROS	1:34.703	1:34.927	0.224
5	2	BRYAN / HYDE	<b>55.358</b>	2	BRYAN / HYDE	<b>40.692</b>	5	2	BRYAN / HYDE	1:36.050	1:36.208	0.158
6	60	HOLLAND / WATSON	<b>55.380</b>	60	HOLLAND / WATSON	<b>40.792</b>	6	60	HOLLAND / WATSON	1:36.172	1:36.458	0.286
7	58	KIRK / SMITHIES	<b>55.461</b>	9	WALKER / CHRISTIE	<b>40.984</b>	7	58	KIRK / SMITHIES	1:36.651	1:36.949	0.298
8	5	BIGGS / SCHMITZ	<b>55.913</b>	5	BIGGS / SCHMITZ	<b>41.003</b>	8	5	BIGGS / SCHMITZ	1:36.916	1:37.233	0.317
9	9	WALKER / CHRISTIE	<b>55.966</b>	58	KIRK / SMITHIES	<b>41.190</b>	9	9	WALKER / CHRISTIE	1:36.950	1:37.006	0.056
10	44	FOUND / LOWTHER	<b>56.389</b>	44	FOUND / LOWTHER	<b>41.747</b>	10	44	FOUND / LOWTHER	1:38.136	1:38.394	0.258
11	7	GRAY / PITT	<b>56.424</b>	18	BELL / ANDERSON	<b>41.857</b>	11	7	GRAY / PITT	1:38.434	1:38.596	0.162
12	18	BELL / ANDERSON	<b>56.607</b>	7	GRAY / PITT	<b>42.010</b>	12	18	BELL / ANDERSON	1:38.464	1:38.464	0.000
13	42	LOWTHER / CHILDS	<b>57.217</b>	32	HORSPOLE / CONNELL	<b>42.036</b>	13	42	LOWTHER / CHILDS	1:39.296	1:39.296	0.000
14	111	CABLE / LAWRENCE	<b>57.310</b>	42	LOWTHER / CHILDS	<b>42.079</b>	14	111	CABLE / LAWRENCE	1:39.486	1:39.514	0.028
15	11	NICHOLLS / COLE	<b>57.665</b>	111	CABLE / LAWRENCE	<b>42.176</b>	15	32	HORSPOLE / CONNE	1:40.139	1:40.139	0.000
16	51	GILBERT / PILMOOR BRADY	<b>58.023</b>	175	C CLARKE / CA CLARKE	<b>42.455</b>	16	11	NICHOLLS / COLE	1:40.150	1:40.191	0.041
17	32	HORSPOLE / CONNELL	<b>58.103</b>	11	NICHOLLS / COLE	<b>42.485</b>	17	175	C CLARKE / CA CLAF	1:40.603	1:40.753	0.150
18	175	C CLARKE / CA CLARKE	<b>58.148</b>	51	GILBERT / PILMOOR BRADY	<b>42.872</b>	18	51	GILBERT / PILMOOR	1:40.895	1:41.055	0.160
19	14	LOCKEY / SAYERS	<b>58.764</b>	14	LOCKEY / SAYERS	<b>43.493</b>	19	14	LOCKEY / SAYERS	1:42.257	1:42.589	0.332
20	89	HAUXWELL / TAYLOR	<b>59.883</b>	89	HAUXWELL / TAYLOR	<b>43.818</b>	20	89	HAUXWELL / TAYLOI	1:43.701	1:43.701	0.000
21	92	S HILDIGE / PARKER	<b>1:00.490</b>	92	S HILDIGE / PARKER	<b>44.095</b>	21	92	S HILDIGE / PARKER	1:44.585	1:45.096	0.511
22							22	4	PEACH / EDWARDS		1:36.648	
23												

Weather / Track : Bright / Dry

Results can be found at [www.tsl-timing.com](http://www.tsl-timing.com)

Cadwell Park  
 Circuit Length = 2.1800 miles  
 Start: 17:01 Flag 17:24 End: 17:26

Printed - 17:43 Saturday, 22 June 2019



**International Sidecar Revival Meeting**  
**Molson British Sidecar Championship**  
**RACE 5 - GRID (14 Laps)**



ROW 13	25	21	R CROWE / C CROWE	1	
ROW 12	23	10	ROBINSON / HAUXWELL	24	100 STEVENS / KNAPTON
ROW 11	21	60	HOLLAND / WATSON	22	51 GILBERT / PILMOOR BRADY
ROW 10	19	92	S HILDIGE / PARKER	20	1 KERSHAW / CLARK
ROW 9	17	14	LOCKEY / SAYERS	18	89 HAUXWELL / TAYLOR
ROW 8	15	18	BELL / ANDERSON	16	175 C CLARKE / CA CLARKE
ROW 7	13	32	HORSPOLE / CONNELL	14	11 NICHOLLS / COLE
ROW 6	11	111	CABLE / LAWRENCE	12	42 LOWTHER / CHILDS
ROW 5	9	7	GRAY / PITT	10	44 FOUNDS / LOWTHER
ROW 4	7	4	PEACH / EDWARDS	8	58 KIRK / SMITHIES
ROW 3	5	5	BIGGS / SCHMITZ	6	9 WALKER / CHRISTIE
ROW 2	3	95	BLACKSTOCK / ROSNEY	4	2 BRYAN / HYDE
ROW 1	1	6	ELLIS / RICHARDSON	2	3 HOLDEN / CAIN
<b>Pole</b>					

Cadwell Park  
 Circuit Length = 2.1800 miles

**These results are provisional until the conclusion of any judicial and technical matters.**

Clerk Of Course :	Steward :	Timekeeper :

**International Sidecar Revival Meeting**  
**Molson British Sidecar Championship**  
**FREE PRACTICE - CLASSIFICATION**



POS	NO	NAME	ENTRY	TIME	ON	LAPS	GAP	DIFF	MPH
1	1	<b>KERSHAW / CLARK</b>	LCR Yamaha - Molson/Express Tryes/Santander Salt	<b>1:33.998</b>	7	7			83.49
2	3	<b>HOLDEN / CAIN</b>	LCR Kawasaki - SBR	<b>1:35.329</b>	4	4	<b>1.331</b>	1.331	82.32
3	6	<b>ELLIS / RICHARDSON</b>	LCR Honda - Santander Salt	<b>1:35.554</b>	3	4	<b>1.556</b>	0.225	82.13
4	58	<b>KIRK / SMITHIES</b>	LCR Yamaha - MK Racing	<b>1:37.501</b>	5	5	<b>3.503</b>	1.947	80.49
5	5	<b>BIGGS / SCHMITZ</b>	LCR Honda - Taurus Tools	<b>1:37.813</b>	4	4	<b>3.815</b>	0.312	80.23
6	18	<b>BELL / ANDERSON</b>	LCR Yamaha - Marin Motorsport	<b>1:38.882</b>	4	8	<b>4.884</b>	1.069	79.36
7	95	<b>BLACKSTOCK / ROSNEY</b>	LCR Yamaha - SBR	<b>1:38.943</b>	2	4	<b>4.945</b>	0.061	79.31
8	44	<b>FOUND'S / LOWTHER</b>	LCR Yamaha - Cloud Vapers	<b>1:39.177</b>	6	7	<b>5.179</b>	0.234	79.13
9	7	<b>GRAY / PITT</b>	LCR Yamaha - Brian Gray Powerbiking Team	<b>1:40.398</b>	3	3	<b>6.400</b>	1.221	78.16
10	51	<b>GILBERT / PILMOOR BRADY</b>	Adolf RS1 Yamaha - Draper Racing	<b>1:40.699</b>	4	4	<b>6.701</b>	0.301	77.93
11	32	<b>HORSPOLE / CONNELL</b>	LCR Yamaha - Sleaford Quality Foods / Baker Plant Hire	<b>1:40.745</b>	4	4	<b>6.747</b>	0.046	77.90
12	60	<b>HOLLAND / WATSON</b>	LCR Kawasaki - Quattro Plant JG Speedfit	<b>1:41.047</b>	1	3	<b>7.049</b>	0.302	77.66
13	42	<b>LOWTHER / CHILDS</b>	LCR Honda - Lowther Racing	<b>1:41.208</b>	3	3	<b>7.210</b>	0.161	77.54
14	11	<b>NICHOLLS / COLE</b>	LCR Honda - TSR Racing	<b>1:41.477</b>	4	4	<b>7.479</b>	0.269	77.33
15	111	<b>CABLE / LAWRENCE</b>	LCR Yamaha - Cable Racing / L&W	<b>1:41.860</b>	4	4	<b>7.862</b>	0.383	77.04
16	2	<b>BRYAN / HYDE</b>	LCR Honda - CVR Global / GBM Demolition	<b>1:42.716</b>	2	2	<b>8.718</b>	0.856	76.40
17	14	<b>LOCKEY / SAYERS</b>	LCR Honda - Real Racing	<b>1:45.041</b>	6	7	<b>11.043</b>	2.325	74.71
18	175	<b>C CLARKE / CA CLARKE</b>	Windle Yamaha - C Clarke Racing	<b>1:47.088</b>	2	2	<b>13.090</b>	2.047	73.28

Weather / Track : Overcast / Dry

These results are provisional until the conclusion of any judicial and technical matters.

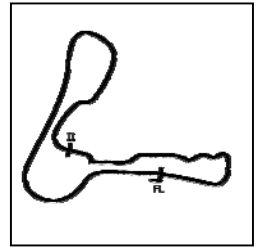
Cadwell Park

Circuit Length = 2.1800 miles

Start: 09:41 Flag 09:56 End: 09:57

Clerk Of Course :	Steward :	Timekeeper :
-------------------	-----------	--------------

**International Sidecar Revival Meeting**  
**Molson British Sidecar Championship**  
**FREE PRACTICE - SECTOR ANALYSIS**



SECTOR 1 = FL to I1, SECTOR 2 = I1 to FL, DIFF = Difference To Personal Best Lap, P = Crossed Finish Line in Pit Lane, D = Time Disallowed

<b>P1 1</b>		<b>KERSHAW / CLARK</b>		LCR Yamaha - Molson/Express Tryes/Santander Salt			
IDEAL LAP TIME : 1:33.998		BEST LAP TIME : 1:33.998		DIFFERENCE : 0.000			
LAP	SECTOR 1	SECTOR 2	LAP TIME	MPH	DIFF	TIME OF DAY	
1 -	1:03.344	43.818	1:47.162	73.23	13.164	09:43:56.011	
2 -	55.953	41.019	1:36.972	80.93	2.974	09:45:32.983	
3 -	55.119	45.604	1:40.723	77.91	6.725	09:47:13.706	
4 -	55.952	42.097	1:38.049	80.04	4.051	09:48:51.755	
5 -	55.716	40.403	1:36.119 (3)	81.64	2.121	09:50:27.874	
6 -	53.916	40.281	1:34.197 (2)	83.31	0.199	09:52:02.071	
7 -	<b>53.808</b>	<b>40.190</b>	<b>1:33.998 (1)</b>	<b>83.49</b>		<b>09:53:36.069</b>	

<b>P2 3</b>		<b>HOLDEN / CAIN</b>		LCR Kawasaki - SBR			
IDEAL LAP TIME : 1:35.329		BEST LAP TIME : 1:35.329		DIFFERENCE : 0.000			
LAP	SECTOR 1	SECTOR 2	LAP TIME	MPH	DIFF	TIME OF DAY	
1 -	59.919	IN PIT	5:05.798 P	25.66	3:30.469	09:47:06.594	
2 -	OUTLAP	41.345	1:53.598	69.08	18.269	09:49:00.192	
3 -	57.219	41.103	1:38.322 (2)	79.82	2.993	09:50:38.514	
4 -	<b>54.758</b>	<b>40.571</b>	<b>1:35.329 (1)</b>	<b>82.32</b>		<b>09:52:13.843</b>	

<b>P3 6</b>		<b>ELLIS / RICHARDSON</b>		LCR Honda - Santander Salt			
IDEAL LAP TIME : 1:35.436		BEST LAP TIME : 1:35.554		DIFFERENCE : 0.118			
LAP	SECTOR 1	SECTOR 2	LAP TIME	MPH	DIFF	TIME OF DAY	
1 -	1:00.982	43.029	1:44.011	75.45	8.457	09:43:40.432	
2 -	56.388	42.620	1:39.008 (3)	79.26	3.454	09:45:19.440	
3 -	54.804	<b>40.750</b>	<b>1:35.554 (1)</b>	<b>82.13</b>		<b>09:46:54.994</b>	
4 -	<b>54.686</b>	40.902	1:35.588 (2)	82.10	0.034	09:48:30.582	

<b>P4 58</b>		<b>KIRK / SMITHIES</b>		LCR Yamaha - MK Racing			
IDEAL LAP TIME : 1:37.381		BEST LAP TIME : 1:37.501		DIFFERENCE : 0.120			
LAP	SECTOR 1	SECTOR 2	LAP TIME	MPH	DIFF	TIME OF DAY	
1 -	1:02.212	44.775	1:46.987	73.35	9.486	09:43:38.635	
2 -	57.872	42.842	1:40.714	77.92	3.213	09:45:19.349	
3 -	56.577	42.568	1:39.145 (3)	79.15	1.644	09:46:58.494	
4 -	56.396	<b>41.428</b>	1:37.824 (2)	80.22	0.323	09:48:36.318	
5 -	<b>55.953</b>	41.548	<b>1:37.501 (1)</b>	<b>80.49</b>		<b>09:50:13.819</b>	

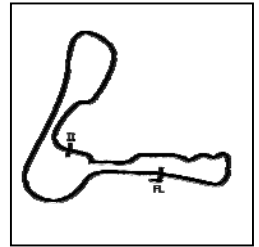
<b>P5 5</b>		<b>BIGGS / SCHMITZ</b>		LCR Honda - Taurus Tools			
IDEAL LAP TIME : 1:37.527		BEST LAP TIME : 1:37.813		DIFFERENCE : 0.286			
LAP	SECTOR 1	SECTOR 2	LAP TIME	MPH	DIFF	TIME OF DAY	
1 -	58.456	42.619	1:41.075	77.64	3.262	09:43:27.223	
2 -	56.706	42.617	1:39.323 (3)	79.01	1.510	09:45:06.546	
3 -	56.385	41.702	1:38.087 (2)	80.01	0.274	09:46:44.633	
4 -	56.573	<b>41.240</b>	<b>1:37.813 (1)</b>	<b>80.23</b>		<b>09:48:22.446</b>	

<b>P6 18</b>		<b>BELL / ANDERSON</b>		LCR Yamaha - Marin Motorsport			
IDEAL LAP TIME : 1:38.882		BEST LAP TIME : 1:38.882		DIFFERENCE : 0.000			
LAP	SECTOR 1	SECTOR 2	LAP TIME	MPH	DIFF	TIME OF DAY	
1 -	1:01.712	45.209	1:46.921	73.40	8.039	09:43:43.906	
2 -	59.335	43.339	1:42.674	76.43	3.792	09:45:26.580	
3 -	57.627	42.296	1:39.923 (2)	78.54	1.041	09:47:06.503	
4 -	<b>57.113</b>	<b>41.769</b>	<b>1:38.882 (1)</b>	<b>79.36</b>		<b>09:48:45.385</b>	
5 -	57.516	IN PIT	2:41.801 P	48.50	1:02.919	09:51:27.186	
6 -	OUTLAP	42.762	1:46.628	73.60	7.746	09:53:13.814	
7 -	58.019	42.637	1:40.656 (3)	77.96	1.774	09:54:54.470	
8 -	58.691	43.097	1:41.788	77.10	2.906	09:56:36.258	

Weather / Track : Overcast / Dry

Cadwell Park  
 Circuit Length = 2.1800 miles  
 Start: 09:41 Flag 09:56 End: 09:57

**International Sidecar Revival Meeting**  
**Molson British Sidecar Championship**  
**FREE PRACTICE - SECTOR ANALYSIS**



SECTOR 1 = FL to I1, SECTOR 2 = I1 to FL, DIFF = Difference To Personal Best Lap, P = Crossed Finish Line in Pit Lane, D = Time Disallowed

<b>P7 95</b>		<b>BLACKSTOCK / ROSNEY</b>		LCR Yamaha - SBR		
IDEAL LAP TIME : 1:35.449		BEST LAP TIME : 1:38.943		DIFFERENCE : 3.494		
LAP	SECTOR 1	SECTOR 2	LAP TIME	MPH	DIFF	TIME OF DAY
1 -	57.414	41.951	1:39.365 (2)	78.98	0.422	09:43:27.338
2 -	55.968	42.975	<b>1:38.943 (1)</b>	<b>79.31</b>		<b>09:45:06.281</b>
3 -	<b>54.751</b>	IN PIT	2:30.459 P	52.16	51.516	09:47:36.740
4 -	OUTLAP	<b>40.698</b>	1:40.527	78.06	1.584	09:49:17.267

<b>P8 44</b>		<b>FOUND'S / LOWTHER</b>		LCR Yamaha - Cloud Vapers		
IDEAL LAP TIME : 1:39.161		BEST LAP TIME : 1:39.177		DIFFERENCE : 0.016		
LAP	SECTOR 1	SECTOR 2	LAP TIME	MPH	DIFF	TIME OF DAY
1 -	1:02.325	44.615	1:46.940	73.38	7.763	09:43:49.015
2 -	58.624	42.508	1:41.132	77.60	1.955	09:45:30.147
3 -	57.568	42.889	1:40.457	78.12	1.280	09:47:10.604
4 -	58.902	43.398	1:42.300	76.71	3.123	09:48:52.904
5 -	<b>57.137</b>	42.232	1:39.369 (2)	78.97	0.192	09:50:32.273
6 -	57.153	<b>42.024</b>	<b>1:39.177 (1)</b>	<b>79.13</b>		<b>09:52:11.450</b>
7 -	57.400	42.316	1:39.716 (3)	78.70	0.539	09:53:51.166

<b>P9 7</b>		<b>GRAY / PITT</b>		LCR Yamaha - Brian Gray Powerbiking Team		
IDEAL LAP TIME : 1:39.787		BEST LAP TIME : 1:40.398		DIFFERENCE : 0.611		
LAP	SECTOR 1	SECTOR 2	LAP TIME	MPH	DIFF	TIME OF DAY
1 -	1:01.854	44.079	1:45.933 (3)	74.08	5.535	09:44:03.303
2 -	57.918	<b>42.967</b>	1:40.885 (2)	77.79	0.487	09:45:44.188
3 -	56.946	43.452	<b>1:40.398 (1)</b>	<b>78.16</b>		<b>09:47:24.586</b>

<b>P10 51</b>		<b>GILBERT / PILMOOR BRADY</b>		Adolf RS1 Yamaha - Draper Racing		
IDEAL LAP TIME : 1:40.699		BEST LAP TIME : 1:40.699		DIFFERENCE : 0.000		
LAP	SECTOR 1	SECTOR 2	LAP TIME	MPH	DIFF	TIME OF DAY
1 -	1:01.777	44.352	1:46.129	73.94	5.430	09:44:00.836
2 -	58.293	43.190	1:41.483 (2)	77.33	0.784	09:45:42.319
3 -	58.248	43.541	1:41.789 (3)	77.10	1.090	09:47:24.108
4 -	<b>58.040</b>	<b>42.659</b>	<b>1:40.699 (1)</b>	<b>77.93</b>		<b>09:49:04.807</b>

<b>P11 32</b>		<b>HORSPOLE / CONNELL</b>		LCR Yamaha - Sleaford Quality Foods / Baker Plant Hire		
IDEAL LAP TIME : 1:40.745		BEST LAP TIME : 1:40.745		DIFFERENCE : 0.000		
LAP	SECTOR 1	SECTOR 2	LAP TIME	MPH	DIFF	TIME OF DAY
1 -	1:03.421	45.154	1:48.575 (2)	72.28	7.830	09:43:43.483
2 -	1:00.019	IN PIT	1:58.545 P	66.20	17.800	09:45:42.028
3 -	OUTLAP	42.540	1:47.508	72.99	6.763	09:47:29.536
4 -	<b>58.226</b>	<b>42.519</b>	<b>1:40.745 (1)</b>	<b>77.90</b>		<b>09:49:10.281</b>

<b>P12 60</b>		<b>HOLLAND / WATSON</b>		LCR Kawasaki - Quattro Plant JG Speedfit		
IDEAL LAP TIME : 1:36.876		BEST LAP TIME : 1:41.047		DIFFERENCE : 4.171		
LAP	SECTOR 1	SECTOR 2	LAP TIME	MPH	DIFF	TIME OF DAY
1 -	58.770	42.277	<b>1:41.047 (1)</b>	<b>77.66</b>		<b>09:43:26.191</b>
2 -	56.531	IN PIT	2:33.497 P	51.12	52.450	09:45:59.688
3 -	OUTLAP	<b>41.727</b>	1:47.231	73.18	6.184	09:47:46.919

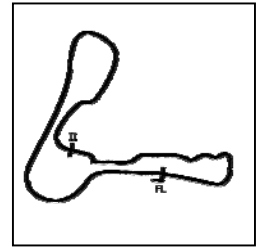
<b>P13 42</b>		<b>LOWTHER / CHILDS</b>		LCR Honda - Lowther Racing		
IDEAL LAP TIME : 1:41.208		BEST LAP TIME : 1:41.208		DIFFERENCE : 0.000		
LAP	SECTOR 1	SECTOR 2	LAP TIME	MPH	DIFF	TIME OF DAY
1 -	1:01.825	45.310	1:47.135 (3)	73.25	5.927	09:43:44.302
2 -	59.617	45.289	1:44.906 (2)	74.81	3.698	09:45:29.208
3 -	<b>58.137</b>	<b>43.071</b>	<b>1:41.208 (1)</b>	<b>77.54</b>		<b>09:47:10.416</b>

Weather / Track : Overcast / Dry

Cadwell Park  
 Circuit Length = 2.1800 miles  
 Start: 09:41 Flag 09:56 End: 09:57



**International Sidecar Revival Meeting**  
**Molson British Sidecar Championship**  
**FREE PRACTICE - SECTOR ANALYSIS**



SECTOR 1 = FL to I1, SECTOR 2 = I1 to FL, DIFF = Difference To Personal Best Lap, P = Crossed Finish Line in Pit Lane, D = Time Disallowed

<b>P14 11</b>		<b>NICHOLLS / COLE</b>		LCR Honda - TSR Racing		
IDEAL LAP TIME : 1:41.477		BEST LAP TIME : 1:41.477		DIFFERENCE : 0.000		
LAP	SECTOR 1	SECTOR 2	LAP TIME	MPH	DIFF	TIME OF DAY
1 -	1:04.090	45.158	1:49.248	71.83	7.771	09:43:48.968
2 -	59.941	43.974	1:43.915 (3)	75.52	2.438	09:45:32.883
3 -	58.677	43.709	1:42.386 (2)	76.65	0.909	09:47:15.269
4 -	<b>58.052</b>	<b>43.425</b>	<b>1:41.477 (1)</b>	<b>77.33</b>		<b>09:48:56.746</b>

<b>P15 111</b>		<b>CABLE / LAWRENCE</b>		LCR Yamaha - Cable Racing / L&W		
IDEAL LAP TIME : 1:41.141		BEST LAP TIME : 1:41.860		DIFFERENCE : 0.719		
LAP	SECTOR 1	SECTOR 2	LAP TIME	MPH	DIFF	TIME OF DAY
1 -	1:04.377	44.981	1:49.358	71.76	7.498	09:43:42.819
2 -	1:00.055	44.636	1:44.691 (3)	74.96	2.831	09:45:27.510
3 -	59.055	43.042	1:42.097 (2)	76.86	0.237	09:47:09.607
4 -	58.862	<b>42.998</b>	<b>1:41.860 (1)</b>	<b>77.04</b>		<b>09:48:51.467</b>

<b>P16 2</b>		<b>BRYAN / HYDE</b>		LCR Honda - CVR Global / GBM Demolition		
IDEAL LAP TIME : 1:42.327		BEST LAP TIME : 1:42.716		DIFFERENCE : 0.389		
LAP	SECTOR 1	SECTOR 2	LAP TIME	MPH	DIFF	TIME OF DAY
1 -	1:04.217	<b>43.288</b>	1:47.505 (2)	73.00	4.789	09:43:57.857
2 -	<b>59.039</b>	43.677	<b>1:42.716 (1)</b>	<b>76.40</b>		<b>09:45:40.573</b>

<b>P17 14</b>		<b>LOCKEY / SAYERS</b>		LCR Honda - Real Racing		
IDEAL LAP TIME : 1:45.024		BEST LAP TIME : 1:45.041		DIFFERENCE : 0.017		
LAP	SECTOR 1	SECTOR 2	LAP TIME	MPH	DIFF	TIME OF DAY
1 -	1:05.345	45.604	1:50.949	70.73	5.908	09:46:01.703
2 -	1:04.661	45.117	1:49.778	71.49	4.737	09:47:51.481
3 -	1:00.465	44.699	1:45.164 (2)	74.62	0.123	09:49:36.645
4 -	1:00.454	44.863	1:45.317	74.51	0.276	09:51:21.962
5 -	1:00.669	<b>44.611</b>	1:45.280 (3)	74.54	0.239	09:53:07.242
6 -	<b>1:00.413</b>	44.628	<b>1:45.041 (1)</b>	<b>74.71</b>		<b>09:54:52.283</b>
7 -	1:00.703	45.291	1:45.994	74.04	0.953	09:56:38.277

<b>P18 175</b>		<b>C CLARKE / CA CLARKE</b>		Windle Yamaha - C Clarke Racing		
IDEAL LAP TIME : 1:44.141		BEST LAP TIME : 1:47.088		DIFFERENCE : 2.947		
LAP	SECTOR 1	SECTOR 2	LAP TIME	MPH	DIFF	TIME OF DAY
1 -	1:04.846	46.988	1:51.834 (2)	70.17	4.746	09:44:10.978
2 -	1:02.327	<b>44.761</b>	<b>1:47.088 (1)</b>	<b>73.28</b>		<b>09:45:58.066</b>

**International Sidecar Revival Meeting**  
**Molson British Sidecar Championship**  
**FREE PRACTICE - BEST SECTORS**

SECTOR 1			SECTOR 2			IDEAL / BEST COMPARISON						
POS	NO	NAME	TIME	NO	NAME	TIME	POS	NO	NAME	IDEAL	BEST	DIFF
									<b>PERFECT LAP</b>	<b>1:33.998</b>		
1	1	KERSHAW / CLARK	<b>53.808</b>	1	KERSHAW / CLARK	<b>40.190</b>	1	1	KERSHAW / CLARK	1:33.998	1:33.998	0.000
2	6	ELLIS / RICHARDSON	<b>54.686</b>	3	HOLDEN / CAIN	<b>40.571</b>	2	3	HOLDEN / CAIN	1:35.329	1:35.329	0.000
3	95	BLACKSTOCK / ROSNEY	<b>54.751</b>	95	BLACKSTOCK / ROSNEY	<b>40.698</b>	3	6	ELLIS / RICHARDSON	1:35.436	1:35.554	0.118
4	3	HOLDEN / CAIN	<b>54.758</b>	6	ELLIS / RICHARDSON	<b>40.750</b>	4	95	BLACKSTOCK / ROS	1:35.449	1:38.943	3.494
5	60	HOLLAND / WATSON	<b>55.149</b>	5	BIGGS / SCHMITZ	<b>41.240</b>	5	60	HOLLAND / WATSON	1:36.876	1:41.047	4.171
6	58	KIRK / SMITHIES	<b>55.953</b>	58	KIRK / SMITHIES	<b>41.428</b>	6	58	KIRK / SMITHIES	1:37.381	1:37.501	0.120
7	5	BIGGS / SCHMITZ	<b>56.287</b>	60	HOLLAND / WATSON	<b>41.727</b>	7	5	BIGGS / SCHMITZ	1:37.527	1:37.813	0.286
8	7	GRAY / PITT	<b>56.820</b>	18	BELL / ANDERSON	<b>41.769</b>	8	18	BELL / ANDERSON	1:38.882	1:38.882	0.000
9	18	BELL / ANDERSON	<b>57.113</b>	44	FOUND / LOWTHER	<b>42.024</b>	9	44	FOUND / LOWTHER	1:39.161	1:39.177	0.016
10	44	FOUND / LOWTHER	<b>57.137</b>	32	HORSPOLE / CONNELL	<b>42.519</b>	10	7	GRAY / PITT	1:39.787	1:40.398	0.611
11	51	GILBERT / PILMOOR BRADY	<b>58.040</b>	51	GILBERT / PILMOOR BRADY	<b>42.659</b>	11	51	GILBERT / PILMOOR	1:40.699	1:40.699	0.000
12	11	NICHOLLS / COLE	<b>58.052</b>	7	GRAY / PITT	<b>42.967</b>	12	32	HORSPOLE / CONNE	1:40.745	1:40.745	0.000
13	42	LOWTHER / CHILDS	<b>58.137</b>	111	CABLE / LAWRENCE	<b>42.998</b>	13	111	CABLE / LAWRENCE	1:41.141	1:41.860	0.719
14	111	CABLE / LAWRENCE	<b>58.143</b>	42	LOWTHER / CHILDS	<b>43.071</b>	14	42	LOWTHER / CHILDS	1:41.208	1:41.208	0.000
15	32	HORSPOLE / CONNELL	<b>58.226</b>	2	BRYAN / HYDE	<b>43.288</b>	15	11	NICHOLLS / COLE	1:41.477	1:41.477	0.000
16	2	BRYAN / HYDE	<b>59.039</b>	11	NICHOLLS / COLE	<b>43.425</b>	16	2	BRYAN / HYDE	1:42.327	1:42.716	0.389
17	175	C CLARKE / CA CLARKE	<b>59.380</b>	14	LOCKEY / SAYERS	<b>44.611</b>	17	175	C CLARKE / CA CLARKE	1:44.141	1:47.088	2.947
18	14	LOCKEY / SAYERS	<b>1:00.413</b>	175	C CLARKE / CA CLARKE	<b>44.761</b>	18	14	LOCKEY / SAYERS	1:45.024	1:45.041	0.017

Weather / Track : Overcast / Dry

Results can be found at [www.tsl-timing.com](http://www.tsl-timing.com)

Cadwell Park  
Circuit Length = 2.1800 miles  
Start: 09:41 Flag 09:56 End: 09:57

Printed - 10:00 Sunday, 23 June 2019

**International Sidecar Revival Meeting**  
**Molson British Sidecar Championship**  
**RACE 5 - CLASSIFICATION**



POS	NO	NAME	ENTRY	LAPS	TIME	GAP	DIFF	MPH	BEST	ON
1	6	ELLIS / RICHARDSON	LCR Honda - Santander Salt	14	22:12.484			82.45	1:33.451	3
2	3	HOLDEN / CAIN	LCR Kawasaki - SBR	14	22:16.693	4.209	4.209	82.19	1:34.137	9
3	95	BLACKSTOCK / ROSNEY	LCR Yamaha - SBR	14	22:20.203	7.719	3.510	81.98	1:34.908	5
4	2	BRYAN / HYDE	LCR Honda - CVR Global / GBM Demolition	14	22:48.503	36.019	28.300	80.28	1:36.410	9
5	5	BIGGS / SCHMITZ	LCR Honda - Taurus Tools	14	22:57.220	44.736	8.717	79.77	1:36.897	7
6	58	KIRK / SMITHIES	LCR Yamaha - MK Racing	14	22:57.935	45.451	0.715	79.73	1:36.413	9
7	44	FOUND / LOWTHER	LCR Yamaha - Cloud Vapers	14	23:01.694	49.210	3.759	79.52	1:37.671	13
8	4	PEACH / EDWARDS	LCR Yamaha - Life Safety Motorsport	14	23:13.814	1:01.330	12.120	78.82	1:37.136	5
9	7	GRAY / PITT	LCR Yamaha - Brian Gray Powerbiking Team	14	23:21.958	1:09.474	8.144	78.37	1:38.789	2
10	111	CABLE / LAWRENCE	LCR Yamaha - Cable Racing / L&W	14	23:23.559	1:11.075	1.601	78.28	1:38.649	10
11	32	HORSPOLE / CONNELL	LCR Yamaha - Sleaford Quality Foods / Baker Plant	14	23:36.832	1:24.348	13.273	77.54	1:39.432	7
12	175	C CLARKE / CA CLARKE	Windle Yamaha - C Clarke Racing	13	22:14.817	1 Lap	1 Lap	76.43	1:41.165	6
13	11	NICHOLLS / COLE	LCR Honda - TSR Racing	13	22:19.080	1 Lap	4.263	76.19	1:40.552	9
14	14	LOCKEY / SAYERS	LCR Honda - Real Racing	13	22:41.211	1 Lap	22.131	74.95	1:42.558	13
15	18	BELL / ANDERSON	LCR Yamaha - Marin Motorsport	13	22:54.637	1 Lap	13.426	74.21	1:38.939	8
16	89	HAUXWELL / TAYLOR	LCR Suzuki - Vinyls4U DMH tyres	13	23:02.637	1 Lap	8.000	73.79	1:43.524	10

**NOT CLASSIFIED**

DNF	1	KERSHAW / CLARK	LCR Yamaha - Molson/Express Tryes/Santander Salt	5	8:13.875	9 Laps	8 Laps	79.45	1:34.468	5
DNF	51	GILBERT / PILMOOR BRADY	Adolf RS1 Yamaha - Draper Racing	4	6:52.252	10 Laps	1 Lap	76.14	1:40.361	3

**FASTEST LAP**

6	ELLIS / RICHARDSON	LCR Honda - Santander Salt	3	1:33.451	83.98 mph	135.15 kph
---	--------------------	----------------------------	---	----------	-----------	------------

92.5% of Race Speed = 76.26 mph

Weather / Track : Bright / Dry

These results are provisional until the conclusion of any judicial and technical matters.

Cadwell Park

Circuit Length = 2.1800 miles

Start: 12:04 Flag 12:26 End: 12:28

Clerk Of Course :	Steward :	Timekeeper :
-------------------	-----------	--------------

**International Sidecar Revival Meeting**  
**Molson British Sidecar Championship**  
**RACE 5 - LAP CHART**

LAP 1 @ 12:06:12.158		
NO	BEHIND	LAP TIME

6		1:39.901
95	0.430	1:40.331
3	1.063	1:40.964
2	2.774	1:42.675
5	3.344	1:43.245
44	4.311	1:44.212
58	4.849	1:44.750
7	5.600	1:45.501
4	6.375	1:46.276
32	8.517	1:48.418
11	8.577	1:48.478
18	8.654	1:48.555
111	9.708	1:49.609
1	9.786	1:49.687
175	10.842	1:50.743
51	11.109	1:51.010
14	13.255	1:53.156
89	15.101	1:55.002

LAP 2 @ 12:07:46.210		
NO	BEHIND	LAP TIME

6		1:34.052
95	1.400	1:35.022
3	2.402	1:35.391
2	6.504	1:37.782
5	7.453	1:38.161
44	8.919	1:38.660
58	9.596	1:38.799
7	10.337	1:38.789
4	10.854	1:38.531
1	11.843	1:36.109
32	14.896	1:40.431
18	15.996	1:41.394
111	16.857	1:41.201
51	17.432	1:40.375
175	18.636	1:41.846
14	23.064	1:43.861
11	24.680	1:50.155
89	27.663	1:46.614

LAP 3 @ 12:09:19.661		
NO	BEHIND	LAP TIME

6		1:33.451
95	2.890	1:34.941
3	3.377	1:34.426
2	9.847	1:36.794
5	11.294	1:37.292
44	13.403	1:37.935
58	13.879	1:37.734
7	15.947	1:39.061
1	16.005	1:37.613
4	16.693	1:39.290
32	21.735	1:40.290
111	23.726	1:40.320
51	24.342	1:40.361
175	26.401	1:41.216
14	33.373	1:43.760
11	33.712	1:42.483
89	40.651	1:46.439
18	1:23.118	2:40.573 P

LAP 4 @ 12:10:53.422		
NO	BEHIND	LAP TIME

6		1:33.761
95	4.125	1:34.996
3	4.441	1:34.825
2	12.700	1:36.614
5	14.491	1:36.958
44	17.919	1:38.277
58	18.196	1:38.078
1	18.242	1:35.998
4	20.552	1:37.620
7	22.292	1:40.106
32	28.343	1:40.369
111	30.322	1:40.357
51	31.087	1:40.506
175	34.042	1:41.402
14	43.085	1:43.473
11	43.500	1:43.549
89	52.445	1:45.555
18	1:32.500	1:43.143

LAP 5 @ 12:12:27.644		
NO	BEHIND	LAP TIME

6		1:34.222
95	4.811	1:34.908
3	5.429	1:35.210
2	15.403	1:36.925
5	17.997	1:37.728
1	18.488	1:34.468
44	21.799	1:38.102
58	22.443	1:38.469
4	23.466	1:37.136
7	27.134	1:39.064
32	34.233	1:40.112
111	36.026	1:39.926
175	41.240	1:41.420
14	51.609	1:42.746
11	51.857	1:42.579
89	1:03.761	1:45.538

LAP 6 @ 12:14:02.502		
NO	BEHIND	LAP TIME

6		1:34.858
18	1 Lap	1:40.931
95	5.032	1:35.079
3	5.691	1:35.120
2	17.399	1:36.854
5	20.377	1:37.238
44	25.232	1:38.291
58	25.499	1:37.914
4	26.631	1:38.023
7	31.961	1:39.685
32	39.610	1:40.235
111	40.854	1:39.686
175	47.547	1:41.165
14	59.386	1:42.635
11	59.685	1:42.686
89	1:14.923	1:46.020

LAP 7 @ 12:15:37.127		
NO	BEHIND	LAP TIME

6		1:34.625
---	--	----------

95	5.691	1:35.284
3	6.273	1:35.207
18	1 Lap	1:41.046
2	19.728	1:36.954
5	22.649	1:36.897
44	28.934	1:38.327
58	29.245	1:38.371
4	29.893	1:37.887
7	36.859	1:39.523
32	44.417	1:39.432
111	45.513	1:39.284
175	54.401	1:41.479
11	1:08.984	1:43.924
14	1:10.063	1:45.302
89	1:25.606	1:45.308

LAP 8 @ 12:17:11.925		
NO	BEHIND	LAP TIME

6		1:34.798
95	6.227	1:35.334
3	6.658	1:35.183
18	1 Lap	1:39.593
2	22.169	1:37.239
5	25.272	1:37.421
58	32.755	1:38.308
44	33.424	1:39.288
4	33.781	1:38.686
7	41.462	1:39.401
32	49.272	1:39.653
111	49.761	1:39.046
175	1:01.026	1:41.423
11	1:14.868	1:40.682
14	1:18.883	1:43.618

LAP 9 @ 12:18:47.475		
NO	BEHIND	LAP TIME

6		1:35.550
89	1 Lap	1:46.693
3	5.245	1:34.137
95	6.380	1:35.703
18	1 Lap	1:38.939
2	23.029	1:36.410
5	32.715	1:42.993
58	33.618	1:36.413
44	35.561	1:37.687
4	36.292	1:38.061
7	45.569	1:39.657
32	53.583	1:39.861
111	54.049	1:39.838
175	1:08.178	1:42.702
11	1:19.870	1:40.552
14	1:26.295	1:42.962

LAP 10 @ 12:20:23.018		
NO	BEHIND	LAP TIME

6		1:35.543
3	4.741	1:35.039
95	6.331	1:35.494
89	1 Lap	1:46.335
18	1 Lap	1:39.156
2	23.912	1:36.426
58	35.745	1:37.670
5	36.178	1:39.006

44	37.760	1:37.742
4	38.636	1:37.887
7	50.545	1:40.519
111	57.155	1:38.649
32	58.567	1:40.527
175	1:14.935	1:42.300
11	1:24.929	1:40.602
14	1:33.648	1:42.896

LAP 11 @ 12:21:57.334		
NO	BEHIND	LAP TIME

6		1:34.316
3	4.805	1:34.380
95	7.179	1:35.164
89	1 Lap	1:43.524
2	28.188	1:38.592
18	1 Lap	1:42.400
58	38.876	1:37.447
5	39.382	1:37.520
44	41.220	1:37.776
4	44.073	1:39.753
7	56.654	1:40.425
111	1:01.732	1:38.893
32	1:05.208	1:40.957
175	1:22.690	1:42.071
11	1:31.597	1:40.984

LAP 12 @ 12:23:32.332		
NO	BEHIND	LAP TIME

6		1:34.998
3	4.787	1:34.980
95	8.253	1:36.072
14	1 Lap	1:51.149
89	1 Lap	1:43.587
2	31.526	1:38.336
18	1 Lap	1:40.241
58	41.084	1:37.206
5	41.637	1:37.253
44	43.900	1:37.678
4	49.519	1:40.444
7	1:01.402	1:39.746
111	1:05.524	1:38.790
32	1:11.647	1:41.437
175	1:31.613	1:43.921

LAP 13 @ 12:25:08.312		
NO	BEHIND	LAP TIME

6		1:35.980
11	1 Lap	1:40.650
3	4.554	1:35.747
95	8.177	1:35.904
14	1 Lap	1:43.095
2	33.620	1:38.074
89	1 Lap	1:43.541
18	1 Lap	1:39.325
5	43.168	1:37.511
58	43.631	1:38.527
44	45.591	1:37.671
4	55.044	1:41.505
7	1:04.689	1:39.267
111	1:08.428	1:38.884
32	1:17.428	1:41.761

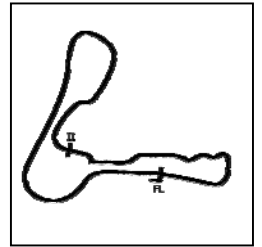
LAP 14 @ 12:26:44.741		
NO	BEHIND	LAP TIME

6		1:36.429
175	1 Lap	1:43.129
3	4.209	1:36.084
11	1 Lap	1:41.756
95	7.719	1:35.971
14	1 Lap	1:42.558
2	36.019	1:38.828
18	1 Lap	1:39.341
5	44.736	1:37.997
58	45.451	1:38.249
44	49.210	1:40.048
89	1 Lap	1:48.481
4	1:01.330	1:42.715
7	1:09.474	1:41.214
111	1:11.075	1:39.076
32	1:24.348	1:43.349

Cadwell Park  
 Circuit Length = 2.1800 miles  
 Start: 12:04 Flag 12:26 End: 12:28

Weather / Track : Bright / Dry

**International Sidecar Revival Meeting**  
**Molson British Sidecar Championship**  
**RACE 5 - SECTOR ANALYSIS**



SECTOR 1 = FL to I1, SECTOR 2 = I1 to FL, DIFF = Difference To Personal Best Lap, P = Crossed Finish Line in Pit Lane, D = Time Disallowed

<b>P1 6</b>		<b>ELLIS / RICHARDSON</b>		LCR Honda - Santander Salt		
IDEAL LAP TIME : 1:33.451		BEST LAP TIME : 1:33.451		DIFFERENCE : 0.000		
LAP	SECTOR 1	SECTOR 2	LAP TIME	MPH	DIFF	TIME OF DAY
1 -		40.445	1:39.901	78.55	6.450	12:06:12.158
2 -	54.048	40.004	1:34.052 (3)	83.44	0.601	12:07:46.210
3 -	<b>53.691</b>	<b>39.760</b>	<b>1:33.451 (1)</b>	<b>83.98</b>		<b>12:09:19.661</b>
4 -	53.791	39.970	1:33.761 (2)	83.70	0.310	12:10:53.422
5 -	54.161	40.061	1:34.222	83.29	0.771	12:12:27.644
6 -	54.522	40.336	1:34.858	82.73	1.407	12:14:02.502
7 -	54.141	40.484	1:34.625	82.93	1.174	12:15:37.127
8 -	54.304	40.494	1:34.798	82.78	1.347	12:17:11.925
9 -	54.515	41.035	1:35.550	82.13	2.099	12:18:47.475
10 -	54.594	40.949	1:35.543	82.14	2.092	12:20:23.018
11 -	54.095	40.221	1:34.316	83.21	0.865	12:21:57.334
12 -	54.606	40.392	1:34.998	82.61	1.547	12:23:32.332
13 -	54.753	41.227	1:35.980	81.76	2.529	12:25:08.312
14 -	54.662	41.767	1:36.429	81.38	2.978	12:26:44.741

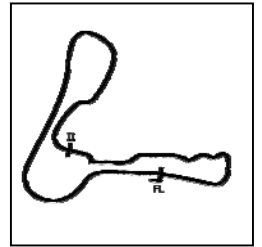
<b>P2 3</b>		<b>HOLDEN / CAIN</b>		LCR Kawasaki - SBR		
IDEAL LAP TIME : 1:34.094		BEST LAP TIME : 1:34.137		DIFFERENCE : 0.043		
LAP	SECTOR 1	SECTOR 2	LAP TIME	MPH	DIFF	TIME OF DAY
1 -		40.370	1:40.964	77.73	6.827	12:06:13.221
2 -	54.670	40.721	1:35.391	82.27	1.254	12:07:48.612
3 -	54.111	40.315	1:34.426 (3)	83.11	0.289	12:09:23.038
4 -	54.541	40.284	1:34.825	82.76	0.688	12:10:57.863
5 -	54.574	40.636	1:35.210	82.42	1.073	12:12:33.073
6 -	54.744	40.376	1:35.120	82.50	0.983	12:14:08.193
7 -	54.814	40.393	1:35.207	82.43	1.070	12:15:43.400
8 -	54.374	40.809	1:35.183	82.45	1.046	12:17:18.583
9 -	54.137	<b>40.000</b>	<b>1:34.137 (1)</b>	<b>83.36</b>		<b>12:18:52.720</b>
10 -	54.888	40.151	1:35.039	82.57	0.902	12:20:27.759
11 -	<b>54.094</b>	40.286	1:34.380 (2)	83.15	0.243	12:22:02.139
12 -	54.479	40.501	1:34.980	82.62	0.843	12:23:37.119
13 -	54.887	40.860	1:35.747	81.96	1.610	12:25:12.866
14 -	54.900	41.184	1:36.084	81.67	1.947	12:26:48.950

<b>P3 95</b>		<b>BLACKSTOCK / ROSNEY</b>		LCR Yamaha - SBR		
IDEAL LAP TIME : 1:34.787		BEST LAP TIME : 1:34.908		DIFFERENCE : 0.121		
LAP	SECTOR 1	SECTOR 2	LAP TIME	MPH	DIFF	TIME OF DAY
1 -		40.422	1:40.331	78.22	5.423	12:06:12.588
2 -	54.598	40.424	1:35.022	82.59	0.114	12:07:47.610
3 -	54.558	40.383	1:34.941 (2)	82.66	0.033	12:09:22.551
4 -	54.572	40.424	1:34.996 (3)	82.61	0.088	12:10:57.547
5 -	54.540	<b>40.368</b>	<b>1:34.908 (1)</b>	<b>82.69</b>		<b>12:12:32.455</b>
6 -	54.663	40.416	1:35.079	82.54	0.171	12:14:07.534
7 -	54.798	40.486	1:35.284	82.36	0.376	12:15:42.818
8 -	<b>54.419</b>	40.915	1:35.334	82.32	0.426	12:17:18.152
9 -	55.251	40.452	1:35.703	82.00	0.795	12:18:53.855
10 -	55.067	40.427	1:35.494	82.18	0.586	12:20:29.349
11 -	54.552	40.612	1:35.164	82.46	0.256	12:22:04.513
12 -	55.281	40.791	1:36.072	81.68	1.164	12:23:40.585
13 -	55.112	40.792	1:35.904	81.83	0.996	12:25:16.489
14 -	54.731	41.240	1:35.971	81.77	1.063	12:26:52.460

Weather / Track : Bright / Dry

Cadwell Park  
 Circuit Length = 2.1800 miles  
 Start: 12:04 Flag 12:26 End: 12:28

**International Sidecar Revival Meeting**  
**Molson British Sidecar Championship**  
**RACE 5 - SECTOR ANALYSIS**



SECTOR 1 = FL to I1, SECTOR 2 = I1 to FL, DIFF = Difference To Personal Best Lap, P = Crossed Finish Line in Pit Lane, D = Time Disallowed

<b>P4</b>		<b>2</b>		<b>BRYAN / HYDE</b>		LCR Honda - CVR Global / GBM Demolition	
IDEAL LAP TIME : 1:36.239		BEST LAP TIME : 1:36.410		DIFFERENCE : 0.171			
LAP	SECTOR 1	SECTOR 2	LAP TIME	MPH	DIFF	TIME OF DAY	
1 -		41.424	1:42.675	76.43	6.265	12:06:14.932	
2 -	56.403	41.379	1:37.782	80.26	1.372	12:07:52.714	
3 -	55.837	40.957	1:36.794	81.08	0.384	12:09:29.508	
4 -	55.699	40.915	1:36.614 (3)	81.23	0.204	12:11:06.122	
5 -	55.805	41.120	1:36.925	80.97	0.515	12:12:43.047	
6 -	55.906	40.948	1:36.854	81.02	0.444	12:14:19.901	
7 -	55.660	41.294	1:36.954	80.94	0.544	12:15:56.855	
8 -	55.939	41.300	1:37.239	80.70	0.829	12:17:34.094	
9 -	<b>55.383</b>	41.027	<b>1:36.410 (1)</b>	<b>81.40</b>		<b>12:19:10.504</b>	
10 -	55.570	<b>40.856</b>	1:36.426 (2)	81.38	0.016	12:20:46.930	
11 -	56.313	42.279	1:38.592	79.60	2.182	12:22:25.522	
12 -	56.900	41.436	1:38.336	79.80	1.926	12:24:03.858	
13 -	56.947	41.127	1:38.074	80.02	1.664	12:25:41.932	
14 -	57.098	41.730	1:38.828	79.41	2.418	12:27:20.760	

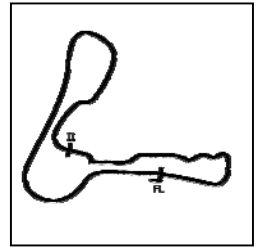
<b>P5</b>		<b>5</b>		<b>BIGGS / SCHMITZ</b>		LCR Honda - Taurus Tools	
IDEAL LAP TIME : 1:36.747		BEST LAP TIME : 1:36.897		DIFFERENCE : 0.150			
LAP	SECTOR 1	SECTOR 2	LAP TIME	MPH	DIFF	TIME OF DAY	
1 -		41.658	1:43.245	76.01	6.348	12:06:15.502	
2 -	56.183	41.978	1:38.161	79.95	1.264	12:07:53.663	
3 -	<b>55.685</b>	41.607	1:37.292	80.66	0.395	12:09:30.955	
4 -	55.724	41.234	1:36.958 (2)	80.94	0.061	12:11:07.913	
5 -	55.860	41.868	1:37.728	80.30	0.831	12:12:45.641	
6 -	55.788	41.450	1:37.238 (3)	80.70	0.341	12:14:22.879	
7 -	55.835	<b>41.062</b>	<b>1:36.897 (1)</b>	<b>80.99</b>		<b>12:15:59.776</b>	
8 -	55.943	41.478	1:37.421	80.55	0.524	12:17:37.197	
9 -	58.008	44.985	1:42.993	76.20	6.096	12:19:20.190	
10 -	57.224	41.782	1:39.006	79.26	2.109	12:20:59.196	
11 -	55.908	41.612	1:37.520	80.47	0.623	12:22:36.716	
12 -	55.691	41.562	1:37.253	80.69	0.356	12:24:13.969	
13 -	55.740	41.771	1:37.511	80.48	0.614	12:25:51.480	
14 -	56.368	41.629	1:37.997	80.08	1.100	12:27:29.477	

<b>P6</b>		<b>58</b>		<b>KIRK / SMITHIES</b>		LCR Yamaha - MK Racing	
IDEAL LAP TIME : 1:36.413		BEST LAP TIME : 1:36.413		DIFFERENCE : 0.000			
LAP	SECTOR 1	SECTOR 2	LAP TIME	MPH	DIFF	TIME OF DAY	
1 -		42.344	1:44.750	74.92	8.337	12:06:17.007	
2 -	56.292	42.507	1:38.799	79.43	2.386	12:07:55.806	
3 -	55.674	42.060	1:37.734	80.30	1.321	12:09:33.540	
4 -	55.959	42.119	1:38.078	80.01	1.665	12:11:11.618	
5 -	56.424	42.045	1:38.469	79.70	2.056	12:12:50.087	
6 -	56.051	41.863	1:37.914	80.15	1.501	12:14:28.001	
7 -	56.255	42.116	1:38.371	79.78	1.958	12:16:06.372	
8 -	56.651	41.657	1:38.308	79.83	1.895	12:17:44.680	
9 -	<b>55.474</b>	<b>40.939</b>	<b>1:36.413 (1)</b>	<b>81.40</b>		<b>12:19:21.093</b>	
10 -	55.792	41.878	1:37.670	80.35	1.257	12:20:58.763	
11 -	55.617	41.830	1:37.447 (3)	80.53	1.034	12:22:36.210	
12 -	55.911	41.295	1:37.206 (2)	80.73	0.793	12:24:13.416	
13 -	55.854	42.673	1:38.527	79.65	2.114	12:25:51.943	
14 -	56.293	41.956	1:38.249	79.87	1.836	12:27:30.192	

Weather / Track : Bright / Dry

Cadwell Park  
 Circuit Length = 2.1800 miles  
 Start: 12:04 Flag 12:26 End: 12:28

**International Sidecar Revival Meeting**  
**Molson British Sidecar Championship**  
**RACE 5 - SECTOR ANALYSIS**



SECTOR 1 = FL to I1, SECTOR 2 = I1 to FL, DIFF = Difference To Personal Best Lap, P = Crossed Finish Line in Pit Lane, D = Time Disallowed

<b>P7 44</b>		<b>FOUND S / LOWTHER</b>		LCR Yamaha - Cloud Vapers		
IDEAL LAP TIME : 1:37.471		BEST LAP TIME : 1:37.671		DIFFERENCE : 0.200		
LAP	SECTOR 1	SECTOR 2	LAP TIME	MPH	DIFF	TIME OF DAY
1 -		42.044	1:44.212	75.30	6.541	12:06:16.469
2 -	56.640	42.020	1:38.660	79.54	0.989	12:07:55.129
3 -	56.089	41.846	1:37.935	80.13	0.264	12:09:33.064
4 -	56.194	42.083	1:38.277	79.85	0.606	12:11:11.341
5 -	56.561	<b>41.541</b>	1:38.102	79.99	0.431	12:12:49.443
6 -	56.485	41.806	1:38.291	79.84	0.620	12:14:27.734
7 -	56.376	41.951	1:38.327	79.81	0.656	12:16:06.061
8 -	57.469	41.819	1:39.288	79.04	1.617	12:17:45.349
9 -	56.105	41.582	1:37.687 (3)	80.33	0.016	12:19:23.036
10 -	56.126	41.616	1:37.742	80.29	0.071	12:21:00.778
11 -	56.084	41.692	1:37.776	80.26	0.105	12:22:38.554
12 -	<b>55.930</b>	41.748	1:37.678 (2)	80.34	0.007	12:24:16.232
<b>13 -</b>	56.108	41.563	<b>1:37.671 (1)</b>	<b>80.35</b>		<b>12:25:53.903</b>
14 -	56.628	43.420	1:40.048	78.44	2.377	12:27:33.951

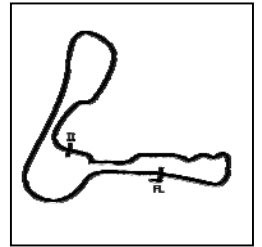
<b>P8 4</b>		<b>PEACH / EDWARDS</b>		LCR Yamaha - Life Safety Motorsport		
IDEAL LAP TIME : 1:37.136		BEST LAP TIME : 1:37.136		DIFFERENCE : 0.000		
LAP	SECTOR 1	SECTOR 2	LAP TIME	MPH	DIFF	TIME OF DAY
1 -		42.075	1:46.276	73.84	9.140	12:06:18.533
2 -	56.907	41.624	1:38.531	79.65	1.395	12:07:57.064
3 -	57.323	41.967	1:39.290	79.04	2.154	12:09:36.354
4 -	56.176	41.444	1:37.620 (2)	80.39	0.484	12:11:13.974
<b>5 -</b>	<b>56.007</b>	<b>41.129</b>	<b>1:37.136 (1)</b>	<b>80.79</b>		<b>12:12:51.110</b>
6 -	56.697	41.326	1:38.023	80.06	0.887	12:14:29.133
7 -	56.436	41.451	1:37.887 (3)	80.17	0.751	12:16:07.020
8 -	56.958	41.728	1:38.686	79.52	1.550	12:17:45.706
9 -	56.462	41.599	1:38.061	80.03	0.925	12:19:23.767
10 -	56.360	41.527	1:37.887 (3)	80.17	0.751	12:21:01.654
11 -	56.938	42.815	1:39.753	78.67	2.617	12:22:41.407
12 -	57.529	42.915	1:40.444	78.13	3.308	12:24:21.851
13 -	58.194	43.311	1:41.505	77.31	4.369	12:26:03.356
14 -	59.209	43.506	1:42.715	76.40	5.579	12:27:46.071

<b>P9 7</b>		<b>GRAY / PITT</b>		LCR Yamaha - Brian Gray Powerbiking Team		
IDEAL LAP TIME : 1:38.627		BEST LAP TIME : 1:38.789		DIFFERENCE : 0.162		
LAP	SECTOR 1	SECTOR 2	LAP TIME	MPH	DIFF	TIME OF DAY
1 -		42.020	1:45.501	74.38	6.712	12:06:17.758
<b>2 -</b>	56.743	42.046	<b>1:38.789 (1)</b>	<b>79.44</b>		<b>12:07:56.547</b>
3 -	<b>56.691</b>	42.370	1:39.061 (2)	79.22	0.272	12:09:35.608
4 -	57.534	42.572	1:40.106	78.39	1.317	12:11:15.714
5 -	57.128	<b>41.936</b>	1:39.064 (3)	79.22	0.275	12:12:54.778
6 -	57.030	42.655	1:39.685	78.72	0.896	12:14:34.463
7 -	57.036	42.487	1:39.523	78.85	0.734	12:16:13.986
8 -	56.851	42.550	1:39.401	78.95	0.612	12:17:53.387
9 -	57.201	42.456	1:39.657	78.75	0.868	12:19:33.044
10 -	57.613	42.906	1:40.519	78.07	1.730	12:21:13.563
11 -	57.753	42.672	1:40.425	78.14	1.636	12:22:53.988
12 -	57.337	42.409	1:39.746	78.68	0.957	12:24:33.734
13 -	57.219	42.048	1:39.267	79.06	0.478	12:26:13.001
14 -	58.243	42.971	1:41.214	77.53	2.425	12:27:54.215

Weather / Track : Bright / Dry

Cadwell Park  
 Circuit Length = 2.1800 miles  
 Start: 12:04 Flag 12:26 End: 12:28

**International Sidecar Revival Meeting**  
**Molson British Sidecar Championship**  
**RACE 5 - SECTOR ANALYSIS**



SECTOR 1 = FL to I1, SECTOR 2 = I1 to FL, DIFF = Difference To Personal Best Lap, P = Crossed Finish Line in Pit Lane, D = Time Disallowed

<b>P10 111</b>		<b>CABLE / LAWRENCE</b>		LCR Yamaha - Cable Racing / L&W		
IDEAL LAP TIME : 1:38.553		BEST LAP TIME : 1:38.649		DIFFERENCE : 0.096		
LAP	SECTOR 1	SECTOR 2	LAP TIME	MPH	DIFF	TIME OF DAY
1 -		42.949	1:49.609	71.60	10.960	12:06:21.866
2 -	58.484	42.717	1:41.201	77.54	2.552	12:08:03.067
3 -	57.925	42.395	1:40.320	78.23	1.671	12:09:43.387
4 -	57.870	42.487	1:40.357	78.20	1.708	12:11:23.744
5 -	57.396	42.530	1:39.926	78.53	1.277	12:13:03.670
6 -	57.439	42.247	1:39.686	78.72	1.037	12:14:43.356
7 -	57.102	42.182	1:39.284	79.04	0.635	12:16:22.640
8 -	57.111	41.935	1:39.046	79.23	0.397	12:18:01.686
9 -	57.813	42.025	1:39.838	78.60	1.189	12:19:41.524
<b>10 -</b>	<b>56.996</b>	<b>41.653</b>	<b>1:38.649 (1)</b>	<b>79.55</b>		<b>12:21:20.173</b>
11 -	57.073	41.820	1:38.893	79.35	0.244	12:22:59.066
12 -	57.124	41.666	1:38.790 (2)	79.44	0.141	12:24:37.856
13 -	<b>56.900</b>	41.984	1:38.884 (3)	79.36	0.235	12:26:16.740
14 -	57.059	42.017	1:39.076	79.21	0.427	12:27:55.816

<b>P11 32</b>		<b>HORSPOLE / CONNELL</b>		LCR Yamaha - Sleaford Quality Foods / Baker Plant Hire		
IDEAL LAP TIME : 1:39.432		BEST LAP TIME : 1:39.432		DIFFERENCE : 0.000		
LAP	SECTOR 1	SECTOR 2	LAP TIME	MPH	DIFF	TIME OF DAY
1 -		43.355	1:48.418	72.38	8.986	12:06:20.675
2 -	58.047	42.384	1:40.431	78.14	0.999	12:08:01.106
3 -	58.219	42.071	1:40.290	78.25	0.858	12:09:41.396
4 -	58.043	42.326	1:40.369	78.19	0.937	12:11:21.765
5 -	58.213	41.899	1:40.112	78.39	0.680	12:13:01.877
6 -	58.521	41.714	1:40.235	78.29	0.803	12:14:42.112
<b>7 -</b>	<b>57.739</b>	<b>41.693</b>	<b>1:39.432 (1)</b>	<b>78.92</b>		<b>12:16:21.544</b>
8 -	57.821	41.832	1:39.653 (2)	78.75	0.221	12:18:01.197
9 -	57.834	42.027	1:39.861 (3)	78.58	0.429	12:19:41.058
10 -	58.182	42.345	1:40.527	78.06	1.095	12:21:21.585
11 -	58.289	42.668	1:40.957	77.73	1.525	12:23:02.542
12 -	58.900	42.537	1:41.437	77.36	2.005	12:24:43.979
13 -	58.806	42.955	1:41.761	77.12	2.329	12:26:25.740
14 -	59.691	43.658	1:43.349	75.93	3.917	12:28:09.089

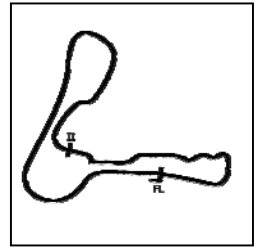
<b>P12 175</b>		<b>C CLARKE / CA CLARKE</b>		Windle Yamaha - C Clarke Racing		
IDEAL LAP TIME : 1:40.672		BEST LAP TIME : 1:41.165		DIFFERENCE : 0.493		
LAP	SECTOR 1	SECTOR 2	LAP TIME	MPH	DIFF	TIME OF DAY
1 -		43.572	1:50.743	70.86	9.578	12:06:23.000
2 -	59.295	<b>42.551</b>	1:41.846	77.05	0.681	12:08:04.846
3 -	58.210	43.006	1:41.216 (2)	77.53	0.051	12:09:46.062
4 -	58.425	42.977	1:41.402 (3)	77.39	0.237	12:11:27.464
5 -	58.223	43.197	1:41.420	77.38	0.255	12:13:08.884
<b>6 -</b>	<b>58.422</b>	42.743	<b>1:41.165 (1)</b>	<b>77.57</b>		<b>12:14:50.049</b>
7 -	58.725	42.754	1:41.479	77.33	0.314	12:16:31.528
8 -	58.547	42.876	1:41.423	77.37	0.258	12:18:12.951
9 -	<b>58.121</b>	44.581	1:42.702	76.41	1.537	12:19:55.653
10 -	58.938	43.362	1:42.300	76.71	1.135	12:21:37.953
11 -	59.147	42.924	1:42.071	76.88	0.906	12:23:20.024
12 -	59.775	44.146	1:43.921	75.51	2.756	12:25:03.945
13 -	58.842	44.287	1:43.129	76.09	1.964	12:26:47.074

Weather / Track : Bright / Dry

Cadwell Park  
 Circuit Length = 2.1800 miles  
 Start: 12:04 Flag 12:26 End: 12:28



**International Sidecar Revival Meeting**  
**Molson British Sidecar Championship**  
**RACE 5 - SECTOR ANALYSIS**



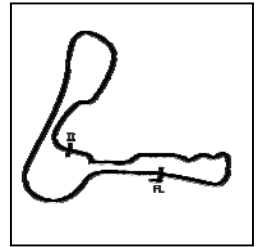
SECTOR 1 = FL to I1, SECTOR 2 = I1 to FL, DIFF = Difference To Personal Best Lap, P = Crossed Finish Line in Pit Lane, D = Time Disallowed

<b>P13 11</b>		<b>NICHOLLS / COLE</b>		LCR Honda - TSR Racing		
IDEAL LAP TIME : 1:39.858		BEST LAP TIME : 1:40.552		DIFFERENCE : 0.694		
LAP	SECTOR 1	SECTOR 2	LAP TIME	MPH	DIFF	TIME OF DAY
1 -		43.695	1:48.478	72.34	7.926	12:06:20.735
2 -	1:06.897	43.258	1:50.155	71.24	9.603	12:08:10.890
3 -	58.508	43.975	1:42.483	76.57	1.931	12:09:53.373
4 -	59.469	44.080	1:43.549	75.79	2.997	12:11:36.922
5 -	58.880	43.699	1:42.579	76.50	2.027	12:13:19.501
6 -	59.099	43.587	1:42.686	76.42	2.134	12:15:02.187
7 -	58.966	44.958	1:43.924	75.51	3.372	12:16:46.111
8 -	57.757	42.925	1:40.682	77.94	0.130	12:18:26.793
9 -	58.218	<b>42.334</b>	<b>1:40.552 (1)</b>	<b>78.04</b>		<b>12:20:07.345</b>
10 -	58.106	42.496	1:40.602 (2)	78.01	0.050	12:21:47.947
11 -	58.198	42.786	1:40.984	77.71	0.432	12:23:28.931
12 -	<b>57.524</b>	43.126	1:40.650 (3)	77.97	0.098	12:25:09.581
13 -	57.842	43.914	1:41.756	77.12	1.204	12:26:51.337

<b>P14 14</b>		<b>LOCKEY / SAYERS</b>		LCR Honda - Real Racing		
IDEAL LAP TIME : 1:42.152		BEST LAP TIME : 1:42.558		DIFFERENCE : 0.406		
LAP	SECTOR 1	SECTOR 2	LAP TIME	MPH	DIFF	TIME OF DAY
1 -		45.177	1:53.156	69.35	10.598	12:06:25.413
2 -	59.981	43.880	1:43.861	75.56	1.303	12:08:09.274
3 -	59.719	44.041	1:43.760	75.63	1.202	12:09:53.034
4 -	59.670	43.803	1:43.473	75.84	0.915	12:11:36.507
5 -	59.074	43.672	1:42.746 (3)	76.38	0.188	12:13:19.253
6 -	<b>58.916</b>	43.719	1:42.635 (2)	76.46	0.077	12:15:01.888
7 -	59.016	46.286	1:45.302	74.52	2.744	12:16:47.190
8 -	59.447	44.171	1:43.618	75.74	1.060	12:18:30.808
9 -	59.085	43.877	1:42.962	76.22	0.404	12:20:13.770
10 -	59.111	43.785	1:42.896	76.27	0.338	12:21:56.666
11 -	1:05.881	45.268	1:51.149	70.60	8.591	12:23:47.815
12 -	59.043	44.052	1:43.095	76.12	0.537	12:25:30.910
13 -	59.322	<b>43.236</b>	<b>1:42.558 (1)</b>	<b>76.52</b>		<b>12:27:13.468</b>

<b>P15 18</b>		<b>BELL / ANDERSON</b>		LCR Yamaha - Marin Motorsport		
IDEAL LAP TIME : 1:38.836		BEST LAP TIME : 1:38.939		DIFFERENCE : 0.103		
LAP	SECTOR 1	SECTOR 2	LAP TIME	MPH	DIFF	TIME OF DAY
1 -		42.955	1:48.555	72.29	9.616	12:06:20.812
2 -	59.158	42.236	1:41.394	77.40	2.455	12:08:02.206
3 -	57.405	IN PIT	2:40.573 P	48.87	1:01.634	12:10:42.779
4 -	OUTLAP	42.383	1:43.143	76.08	4.204	12:12:25.922
5 -	58.681	42.250	1:40.931	77.75	1.992	12:14:06.853
6 -	58.824	42.222	1:41.046	77.66	2.107	12:15:47.899
7 -	57.521	42.072	1:39.593	78.80	0.654	12:17:27.492
8 -	<b>57.052</b>	41.887	<b>1:38.939 (1)</b>	<b>79.32</b>		<b>12:19:06.431</b>
9 -	57.372	<b>41.784</b>	1:39.156 (2)	79.14	0.217	12:20:45.587
10 -	57.410	44.990	1:42.400	76.64	3.461	12:22:27.987
11 -	57.597	42.644	1:40.241	78.29	1.302	12:24:08.228
12 -	57.268	42.057	1:39.325 (3)	79.01	0.386	12:25:47.553
13 -	57.309	42.032	1:39.341	79.00	0.402	12:27:26.894

**International Sidecar Revival Meeting**  
**Molson British Sidecar Championship**  
**RACE 5 - SECTOR ANALYSIS**



SECTOR 1 = FL to I1, SECTOR 2 = I1 to FL, DIFF = Difference To Personal Best Lap, P = Crossed Finish Line in Pit Lane, D = Time Disallowed

<b>P16 89</b>		<b>HAUXWELL / TAYLOR</b>		LCR Suzuki - Vinyls4U DMH tyres		
IDEAL LAP TIME : 1:43.314		BEST LAP TIME : 1:43.524		DIFFERENCE : 0.210		
LAP	SECTOR 1	SECTOR 2	LAP TIME	MPH	DIFF	TIME OF DAY
1 -		45.228	1:55.002	68.24	11.478	12:06:27.259
2 -	1:01.648	44.966	1:46.614	73.61	3.090	12:08:13.873
3 -	1:01.954	44.485	1:46.439	73.73	2.915	12:10:00.312
4 -	1:01.159	44.396	1:45.555	74.35	2.031	12:11:45.867
5 -	1:01.208	44.330	1:45.538	74.36	2.014	12:13:31.405
6 -	1:01.582	44.438	1:46.020	74.02	2.496	12:15:17.425
7 -	1:01.394	43.914	1:45.308	74.52	1.784	12:17:02.733
8 -	1:00.822	45.871	1:46.693	73.55	3.169	12:18:49.426
9 -	1:02.157	44.178	1:46.335	73.80	2.811	12:20:35.761
<b>10 -</b>	<b>1:00.061</b>	<b>43.463</b>	<b>1:43.524 (1)</b>	<b>75.80</b>		<b>12:22:19.285</b>
11 -	<b>59.851</b>	43.736	1:43.587 (3)	75.76	0.063	12:24:02.872
12 -	59.999	43.542	1:43.541 (2)	75.79	0.017	12:25:46.413
13 -	1:00.277	48.204	1:48.481	72.34	4.957	12:27:34.894

<b>P17 1</b>		<b>KERSHAW / CLARK</b>		LCR Yamaha - Molson/Express Tryes/Santander Salt		
IDEAL LAP TIME : 1:34.318		BEST LAP TIME : 1:34.468		DIFFERENCE : 0.150		
LAP	SECTOR 1	SECTOR 2	LAP TIME	MPH	DIFF	TIME OF DAY
1 -		42.793	1:49.687	71.54	15.219	12:06:21.944
2 -	55.899	40.210	1:36.109 (3)	81.65	1.641	12:07:58.053
3 -	55.357	42.256	1:37.613	80.39	3.145	12:09:35.666
4 -	<b>54.156</b>	41.842	1:35.998 (2)	81.75	1.530	12:11:11.664
5 -	54.306	<b>40.162</b>	<b>1:34.468 (1)</b>	<b>83.07</b>		<b>12:12:46.132</b>

<b>P18 51</b>		<b>GILBERT / PILMOOR BRADY</b>		Adolf RS1 Yamaha - Draper Racing		
IDEAL LAP TIME : 1:40.201		BEST LAP TIME : 1:40.361		DIFFERENCE : 0.160		
LAP	SECTOR 1	SECTOR 2	LAP TIME	MPH	DIFF	TIME OF DAY
1 -		42.915	1:51.010	70.69	10.649	12:06:23.267
2 -	57.686	<b>42.689</b>	1:40.375 (2)	78.18	0.014	12:08:03.642
<b>3 -</b>	57.641	42.720	<b>1:40.361 (1)</b>	<b>78.19</b>		<b>12:09:44.003</b>
4 -	<b>57.512</b>	42.994	1:40.506 (3)	78.08	0.145	12:11:24.509

**International Sidecar Revival Meeting**  
**Molson British Sidecar Championship**  
**RACE 5 - BEST SECTORS**

SECTOR 1			SECTOR 2			IDEAL / BEST COMPARISON						
POS	NO	NAME	TIME	NO	NAME	TIME	POS	NO	NAME	IDEAL	BEST	DIFF
									<b>PERFECT LAP</b>	<b>1:33.451</b>		
1	6	ELLIS / RICHARDSON	<b>53.691</b>	6	ELLIS / RICHARDSON	<b>39.760</b>	1	6	ELLIS / RICHARDSON	1:33.451	1:33.451	0.000
2	3	HOLDEN / CAIN	<b>54.094</b>	3	HOLDEN / CAIN	<b>40.000</b>	2	3	HOLDEN / CAIN	1:34.094	1:34.137	0.043
3	1	KERSHAW / CLARK	<b>54.156</b>	1	KERSHAW / CLARK	<b>40.162</b>	3	1	KERSHAW / CLARK	1:34.318	1:34.468	0.150
4	95	BLACKSTOCK / ROSNEY	<b>54.419</b>	95	BLACKSTOCK / ROSNEY	<b>40.368</b>	4	95	BLACKSTOCK / ROSNEY	1:34.787	1:34.908	0.121
5	2	BRYAN / HYDE	<b>55.383</b>	2	BRYAN / HYDE	<b>40.856</b>	5	2	BRYAN / HYDE	1:36.239	1:36.410	0.171
6	58	KIRK / SMITHIES	<b>55.474</b>	58	KIRK / SMITHIES	<b>40.939</b>	6	58	KIRK / SMITHIES	1:36.413	1:36.413	0.000
7	5	BIGGS / SCHMITZ	<b>55.685</b>	5	BIGGS / SCHMITZ	<b>41.062</b>	7	5	BIGGS / SCHMITZ	1:36.747	1:36.897	0.150
8	44	FOUND / LOWTHER	<b>55.930</b>	4	PEACH / EDWARDS	<b>41.129</b>	8	4	PEACH / EDWARDS	1:37.136	1:37.136	0.000
9	4	PEACH / EDWARDS	<b>56.007</b>	44	FOUND / LOWTHER	<b>41.541</b>	9	44	FOUND / LOWTHER	1:37.471	1:37.671	0.200
10	7	GRAY / PITT	<b>56.691</b>	111	CABLE / LAWRENCE	<b>41.653</b>	10	111	CABLE / LAWRENCE	1:38.553	1:38.649	0.096
11	111	CABLE / LAWRENCE	<b>56.900</b>	32	HORSPOLE / CONNELL	<b>41.693</b>	11	7	GRAY / PITT	1:38.627	1:38.789	0.162
12	18	BELL / ANDERSON	<b>57.052</b>	18	BELL / ANDERSON	<b>41.784</b>	12	18	BELL / ANDERSON	1:38.836	1:38.939	0.103
13	51	GILBERT / PILMOOR BRADY	<b>57.512</b>	7	GRAY / PITT	<b>41.936</b>	13	32	HORSPOLE / CONNELL	1:39.432	1:39.432	0.000
14	11	NICHOLLS / COLE	<b>57.524</b>	11	NICHOLLS / COLE	<b>42.334</b>	14	11	NICHOLLS / COLE	1:39.858	1:40.552	0.694
15	32	HORSPOLE / CONNELL	<b>57.739</b>	175	C CLARKE / CA CLARKE	<b>42.551</b>	15	51	GILBERT / PILMOOR	1:40.201	1:40.361	0.160
16	175	C CLARKE / CA CLARKE	<b>58.121</b>	51	GILBERT / PILMOOR BRADY	<b>42.689</b>	16	175	C CLARKE / CA CLARKE	1:40.672	1:41.165	0.493
17	14	LOCKEY / SAYERS	<b>58.916</b>	14	LOCKEY / SAYERS	<b>43.236</b>	17	14	LOCKEY / SAYERS	1:42.152	1:42.558	0.406
18	89	HAUXWELL / TAYLOR	<b>59.851</b>	89	HAUXWELL / TAYLOR	<b>43.463</b>	18	89	HAUXWELL / TAYLOR	1:43.314	1:43.524	0.210

Weather / Track : Bright / Dry

Cadwell Park  
 Circuit Length = 2.1800 miles  
 Start: 12:04 Flag 12:26 End: 12:28

Results can be found at [www.tsl-timing.com](http://www.tsl-timing.com)

Printed - 12:33 Sunday, 23 June 2019

2019 Molson British Sidecar Championship  
RIDERS POINTS AFTER ROUND 3



	TOTAL	GAP	DIFF	4th-6th May Oulton Park International		14th-16th June		Brands Hatch GP		22nd-23rd June		Cadwell Park		28th-30th June		9 Knockhill		19th-21st July		Snetterton 300		2nd-4th August		14 Thruxton		16th-18th August		Cadwell Park		17 20th-22nd September		18 TT Circuit Assen		19 4th-6th October		20 Donington Park GP		21 18th-20th October		22 Brands Hatch GP		Wins	Seconds	Thirds										
				1	2	3	4	5	6	7	8	9	10	11	12	13	14	15	16	17	18	19	20	21	22																													
1	ELLIS / RICHARDSON	104			9	20	25	25	25																																		3	1	0									
2	KERSHAW / CLARK	65	39		20	25	20																																				1	2	0									
3	BIGGS / SCHMITZ	52	52	13	11	10	9	11	11																																			0	0	0								
4	BRYAN / HYDE	52	52	0	10	9	7	13	13																																				0	0	0							
5	BLACKSTOCK / ROSNEY	48	56	4	16			16	16																																					0	0	3						
6	PEACH / EDWARDS	47	57	1	8	11	11	9	8																																					0	0	0						
7	CHRISTIE / CHRISTIE	42	62	5	13	16	13																																								0	0	1					
8	HOLDEN / CAIN	40	64	2				20	20																																					0	2	0						
9	GRAY / PITT	36	68	4	4	8	10	7	7																																						0	0	0					
10	KIRK / SMITHIES	30	74	6	5	7		8	10																																						0	0	0					
11	HOLLAND / WATSON	29	75	1		13	16																																								0	0	1					
12	CABLE / LAWRENCE	28	76	1	6	6	5	5	6																																							0	0	0				
13	BIRCHALL / BIRCHALL	25	79	3	25																																											1	0	0				
14	FOUNDOS / LOWTHER	22	82	3	7			6	9																																							0	0	0				
15	WALKER / CHRISTIE	18	86	4			8	10																																								0	0	0				
16	NICHOLLS / COLE	13	91	5		4	4	2	3																																							0	0	0				
17	HORSPOLE / CONNELL	9	95	4	1			3	5																																							0	0	0				
18	GILBERT / THOMAS	8	96	1		5	3																																										0	0	0			
19	BELL / ANDERSON	8	96	0			6	1	1																																								0	0	0			
20	CLARKE / CLARKE	7	97	1		3		4																																										0	0	0		
21	LOWTHER / CHILDS	4	100	3				4																																									0	0	0			
22	ARCHER / THOMAS	3	101	1	3																																												0	0	0			
23	HILDIGE / HILDIGE	3	101	0		2	1																																										0	0	0			
24	RUSSELL / BRYANT	3	101	0		1	2																																										0	0	0			
25	RAMSDEN / RAMSDEN	2	102	1	2																																													0	0	0		
26	LOCKEY / SAYERS	2	102	0				2																																										0	0	0		
27		0	104	0																																														0	0	0		
28		0	104	0																																															0	0	0	
29		0	104	0																																															0	0	0	
30		0	104	0																																															0	0	0	
31		0	104	0																																															0	0	0	
32		0	104	0																																															0	0	0	
33		0	104	0																																															0	0	0	
34		0	104	0																																																0	0	0
35		0	104	0																																															0	0	0	

**International Sidecar Revival Meeting**  
**Molson British Sidecar Championship**  
**RACE 12 - GRID (14 Laps)**



ROW 13	25	21	R CROWE / C CROWE	1			
ROW 12		23	10	ROBINSON / HAUXWELL	24	100	STEVENS / KNAPTON
ROW 11	21	92	S HILDIGE / PARKER	22	60	HOLLAND / WATSON	
ROW 10		19	9	WALKER / CHRISTIE	20	42	LOWTHER / CHILDS
ROW 9	17	1	KERSHAW / CLARK	18	51	GILBERT / PILMOOR BRADY	
ROW 8		15	18	BELL / ANDERSON	16	89	HAUXWELL / TAYLOR
ROW 7	13	11	NICHOLLS / COLE	14	14	LOCKEY / SAYERS	
ROW 6		11	32	HORSPOLE / CONNELL	12	175	C CLARKE / CA CLARKE
ROW 5	9	7	GRAY / PITT	10	111	CABLE / LAWRENCE	
ROW 4		7	44	FOUNDS / LOWTHER	8	4	PEACH / EDWARDS
ROW 3	5	5	BIGGS / SCHMITZ	6	58	KIRK / SMITHIES	
ROW 2		3	95	BLACKSTOCK / ROSNEY	4	2	BRYAN / HYDE
ROW 1	1	6	ELLIS / RICHARDSON	2	3	HOLDEN / CAIN	
<b>Pole</b>							

Cadwell Park  
 Circuit Length = 2.1800 miles

**These results are provisional until the conclusion of any judicial and technical matters.**

Clerk Of Course :	Steward :	Timekeeper :

**International Sidecar Revival Meeting**  
**Molson British Sidecar Championship**  
**RACE 12 - CLASSIFICATION**



POS	NO	NAME	ENTRY	LAPS	TIME	GAP	DIFF	MPH	BEST	ON
1	6	ELLIS / RICHARDSON	LCR Honda - Santander Salt	14	22:14.344			82.34	<b>1:33.505</b>	4
2	3	HOLDEN / CAIN	LCR Kawasaki - SBR	14	22:19.177	<b>4.833</b>	4.833	82.04	<b>1:34.648</b>	4
3	95	BLACKSTOCK / ROSNEY	LCR Yamaha - SBR	14	22:19.526	<b>5.182</b>	0.349	82.02	<b>1:34.402</b>	4
4	1	KERSHAW / CLARK	LCR Yamaha - Molson/Express Tryes/Santander Se	14	22:26.789	<b>12.445</b>	7.263	81.58	<b>1:33.426</b>	11
5	2	BRYAN / HYDE	LCR Honda - CVR Global / GBM Demolition	14	22:44.925	<b>30.581</b>	18.136	80.49	<b>1:36.353</b>	3
6	5	BIGGS / SCHMITZ	LCR Honda - Taurus Tools	14	22:55.328	<b>40.984</b>	10.403	79.88	<b>1:37.078</b>	5
7	44	FOUND / LOWTHER	LCR Yamaha - Cloud Vapers	14	22:58.089	<b>43.745</b>	2.761	79.72	<b>1:37.300</b>	4
8	60	HOLLAND / WATSON	LCR Kawasaki - Quattro Plant JG Speedfit	14	23:00.360	<b>46.016</b>	2.271	79.59	<b>1:35.772</b>	5
9	7	GRAY / PITT	LCR Yamaha - Brian Gray Powerbiking Team	14	23:15.350	<b>1:01.006</b>	14.990	78.74	<b>1:38.322</b>	7
10	18	BELL / ANDERSON	LCR Yamaha - Marin Motorsport	14	23:27.941	<b>1:13.597</b>	12.591	78.03	<b>1:38.898</b>	11
11	111	CABLE / LAWRENCE	LCR Yamaha - Cable Racing / L&W	14	23:37.208	<b>1:22.864</b>	9.267	77.52	<b>1:39.699</b>	8
12	32	HORSPOLE / CONNELL	LCR Yamaha - Sleaford Quality Foods / Baker Plant	14	23:41.048	<b>1:26.704</b>	3.840	77.31	<b>1:39.196</b>	9
13	11	NICHOLLS / COLE	LCR Honda - TSR Racing	14	23:45.520	<b>1:31.176</b>	4.472	77.07	<b>1:39.711</b>	9
14	14	LOCKEY / SAYERS	LCR Honda - Real Racing	13	22:38.574	<b>1 Lap</b>	1 Lap	75.09	<b>1:42.321</b>	10
15	89	HAUXWELL / TAYLOR	LCR Suzuki - Vinyls4U DMH tyres	13	22:50.923	<b>1 Lap</b>	12.349	74.42	<b>1:43.290</b>	4

**NOT CLASSIFIED**

DNF	4	PEACH / EDWARDS	LCR Yamaha - Life Safety Motorsport	5	8:41.144	<b>9 Laps</b>	8 Laps	75.29	<b>1:39.497</b>	3
DNF	175	C CLARKE / CA CLARKE	Windle Yamaha - C Clarke Racing	1	1:53.301	<b>13 Laps</b>	4 Laps	69.26		
DNF	58	KIRK / SMITHIES	LCR Yamaha - MK Racing	0						

**FASTEST LAP**

1	KERSHAW / CLARK	LCR Yamaha - Molson/Express Tryes/Santander Se	11	1:33.426	84.00 mph	135.18 kph
---	-----------------	--	----	----------	-----------	------------

92.5% of Race Speed = 76.16 mph

Weather / Track : Overcast / Dry

These results are provisional until the conclusion of any judicial and technical matters.

Cadwell Park

Circuit Length = 2.1800 miles

Start: 16:27 Flag 16:49 End: 16:51

Clerk Of Course :	Steward :	Timekeeper :
-------------------	-----------	--------------

**International Sidecar Revival Meeting**  
**Molson British Sidecar Championship**  
**RACE 12 - LAP CHART**

**LAP 1 @ 16:29:13.000**

NO	BEHIND	LAP TIME
3		1:39.677
6	0.584	1:40.261
2	1.645	1:41.322
95	1.996	1:41.673
44	4.164	1:43.841
5	4.549	1:44.226
7	5.863	1:45.540
111	8.907	1:48.584
32	9.190	1:48.867
11	10.319	1:49.996
14	12.193	1:51.870
1	12.258	1:51.935
18	12.644	1:52.321
60	12.854	1:52.531
175	13.624	1:53.301
89	14.667	1:54.344
4	20.331	2:00.008

**LAP 2 @ 16:30:48.273**

NO	BEHIND	LAP TIME
3		1:35.273
6	0.280	1:34.969
95	2.139	1:35.416
2	3.879	1:37.507
44	6.769	1:37.878
5	7.306	1:38.030
7	9.133	1:38.543
111	15.271	1:41.637
1	15.818	1:38.833
32	15.852	1:41.935
11	17.399	1:42.353
60	17.500	1:39.919
18	18.423	1:41.052
14	21.666	1:44.746
89	24.285	1:44.891
4	25.594	1:40.536

**LAP 3 @ 16:32:23.344**

NO	BEHIND	LAP TIME
6		1:34.791
3	1.089	1:36.160
95	1.891	1:34.823
2	5.161	1:36.353
44	9.529	1:37.831
5	10.337	1:38.102
7	13.742	1:39.680
1	15.669	1:34.922
111	22.186	1:41.986
32	22.660	1:41.879
60	22.822	1:40.393
11	23.991	1:41.663
18	24.071	1:40.719
14	29.309	1:42.714
4	30.020	1:39.497
89	33.607	1:44.393

**LAP 4 @ 16:33:56.849**

NO	BEHIND	LAP TIME
6		1:33.505
3	2.232	1:34.648

95	2.788	1:34.402
2	8.438	1:36.782
44	13.324	1:37.300
5	14.280	1:37.448
7	19.500	1:39.263
1	19.577	1:37.413
60	26.686	1:37.369
32	28.666	1:39.511
111	30.570	1:41.889
18	30.828	1:40.262
11	32.059	1:41.573
4	36.555	1:40.040
14	40.421	1:44.617
89	43.392	1:43.290

**LAP 5 @ 16:35:30.723**

NO	BEHIND	LAP TIME
6		1:33.874
3	3.418	1:35.060
95	3.847	1:34.933
2	11.067	1:36.503
44	16.815	1:37.365
5	17.484	1:37.078
1	20.262	1:34.559
7	24.366	1:38.740
60	28.584	1:35.772
32	34.062	1:39.270
18	36.558	1:39.604
111	37.910	1:41.214
11	39.027	1:40.842
4	43.744	1:41.063
14	49.590	1:43.043
89	53.249	1:43.731

**LAP 6 @ 16:37:05.077**

NO	BEHIND	LAP TIME
6		1:34.354
3	4.326	1:35.262
95	4.565	1:35.072
2	13.149	1:36.436
44	20.068	1:37.607
5	20.464	1:37.334
1	20.578	1:34.670
7	29.079	1:39.067
60	30.901	1:36.671
32	39.175	1:39.467
18	41.362	1:39.158
111	44.162	1:40.606
11	45.561	1:40.888
14	58.458	1:43.222
89	1:02.535	1:43.640

**LAP 7 @ 16:38:39.695**

NO	BEHIND	LAP TIME
6		1:34.618
3	5.712	1:36.004
95	5.808	1:35.861
2	15.113	1:36.582
1	20.178	1:34.218
44	23.776	1:38.326
5	24.082	1:38.236
7	32.783	1:38.322
60	33.015	1:36.732

32	44.101	1:39.544
18	45.772	1:39.028
111	49.776	1:40.232
11	51.315	1:40.372
14	1:06.676	1:42.836
89	1:11.379	1:43.462

**LAP 8 @ 16:40:14.346**

NO	BEHIND	LAP TIME
6		1:34.651
3	6.183	1:35.122
95	6.441	1:35.284
2	17.086	1:36.624
1	19.033	1:33.506
44	26.627	1:37.502
5	27.154	1:37.723
7	36.613	1:38.481
60	36.747	1:38.383
32	48.881	1:39.431
18	50.136	1:39.015
111	54.824	1:39.699
11	56.813	1:40.149
14	1:14.436	1:42.411
89	1:20.134	1:43.406

**LAP 9 @ 16:41:49.094**

NO	BEHIND	LAP TIME
6		1:34.748
3	6.907	1:35.472
95	7.261	1:35.568
2	18.728	1:36.390
1	19.011	1:34.726
44	30.751	1:38.872
5	31.148	1:38.742
60	38.675	1:36.676
7	40.324	1:38.459
32	53.329	1:39.196
18	54.382	1:38.994
111	59.888	1:39.812
11	1:01.776	1:39.711
14	1:22.439	1:42.751
89	1:29.709	1:44.323

**LAP 10 @ 16:43:25.202**

NO	BEHIND	LAP TIME
6		1:36.108
3	5.580	1:34.781
95	6.162	1:35.009
1	16.735	1:33.832
2	20.679	1:38.059
44	32.587	1:37.944
5	33.138	1:38.098
60	39.174	1:36.607
7	43.244	1:39.028
32	56.655	1:39.434
18	57.539	1:39.265
111	1:03.764	1:39.984
11	1:05.905	1:40.237
14	1:28.652	1:42.321

**LAP 11 @ 16:45:00.425**

NO	BEHIND	LAP TIME
6		1:35.223
89	1 Lap	1:46.766
3	5.253	1:34.896
95	5.935	1:34.996
1	14.938	1:33.426
2	22.436	1:36.980
5	35.553	1:37.638
44	35.998	1:38.634
60	41.349	1:37.398
7	47.750	1:39.729
32	1:00.774	1:39.342
18	1:01.214	1:38.898
111	1:08.688	1:40.147
11	1:11.925	1:41.243

**LAP 12 @ 16:46:36.717**

NO	BEHIND	LAP TIME
6		1:36.292
14	1 Lap	1:44.914
3	4.224	1:35.263
95	4.713	1:35.070
1	13.926	1:35.280
89	1 Lap	1:49.253
2	23.687	1:37.543
5	36.824	1:37.563
44	37.891	1:38.185
60	42.450	1:37.393
7	50.553	1:39.095
32	1:03.960	1:39.478
18	1:04.477	1:39.555
111	1:12.750	1:40.354
11	1:17.942	1:42.309

**LAP 13 @ 16:48:12.838**

NO	BEHIND	LAP TIME
6		1:36.121
3	3.647	1:35.544
95	3.963	1:35.371
1	12.238	1:34.433
14	1 Lap	1:48.951
2	26.522	1:38.956
89	1 Lap	1:45.287
5	37.979	1:37.276
44	39.886	1:38.116
60	43.450	1:37.121
7	54.195	1:39.763
18	1:08.522	1:40.166
32	1:08.743	1:40.904
111	1:16.706	1:40.077
11	1:23.931	1:42.110

**LAP 14 @ 16:49:47.667**

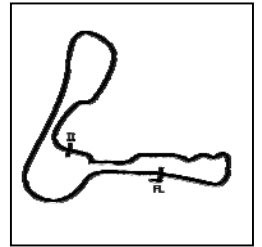
NO	BEHIND	LAP TIME
6		1:34.829
3	4.833	1:36.015
95	5.182	1:36.048
1	12.445	1:35.036
14	1 Lap	1:44.178
2	30.581	1:38.888
89	1 Lap	1:44.137

5	40.984	1:37.834
44	43.745	1:38.688
60	46.016	1:37.395
7	1:01.006	1:41.640
18	1:13.597	1:39.904
111	1:22.864	1:40.987
32	1:26.704	1:52.790
11	1:31.176	1:42.074

Cadwell Park  
 Circuit Length = 2.1800 miles  
 Start: 16:27 Flag 16:49 End: 16:51

Weather / Track : Overcast / Dry

**International Sidecar Revival Meeting**  
**Molson British Sidecar Championship**  
**RACE 12 - SECTOR ANALYSIS**



SECTOR 1 = FL to I1, SECTOR 2 = I1 to FL, DIFF = Difference To Personal Best Lap, P = Crossed Finish Line in Pit Lane, D = Time Disallowed

<b>P1 6</b>		<b>ELLIS / RICHARDSON</b>		LCR Honda - Santander Salt		
IDEAL LAP TIME : 1:33.505		BEST LAP TIME : 1:33.505		DIFFERENCE : 0.000		
LAP	SECTOR 1	SECTOR 2	LAP TIME	MPH	DIFF	TIME OF DAY
1 -		40.932	1:40.261	78.27	6.756	16:29:13.584
2 -	54.390	40.579	1:34.969	82.63	1.464	16:30:48.553
3 -	54.715	40.076	1:34.791	82.79	1.286	16:32:23.344
<b>4 -</b>	<b>53.635</b>	<b>39.870</b>	<b>1:33.505 (1)</b>	<b>83.93</b>		<b>16:33:56.849</b>
5 -	53.796	40.078	1:33.874 (2)	83.60	0.369	16:35:30.723
6 -	53.866	40.488	1:34.354 (3)	83.17	0.849	16:37:05.077
7 -	54.215	40.403	1:34.618	82.94	1.113	16:38:39.695
8 -	54.185	40.466	1:34.651	82.91	1.146	16:40:14.346
9 -	54.398	40.350	1:34.748	82.83	1.243	16:41:49.094
10 -	55.127	40.981	1:36.108	81.65	2.603	16:43:25.202
11 -	54.805	40.418	1:35.223	82.41	1.718	16:45:00.425
12 -	54.749	41.543	1:36.292	81.50	2.787	16:46:36.717
13 -	54.901	41.220	1:36.121	81.64	2.616	16:48:12.838
14 -	54.278	40.551	1:34.829	82.76	1.324	16:49:47.667

<b>P2 3</b>		<b>HOLDEN / CAIN</b>		LCR Kawasaki - SBR		
IDEAL LAP TIME : 1:34.395		BEST LAP TIME : 1:34.648		DIFFERENCE : 0.253		
LAP	SECTOR 1	SECTOR 2	LAP TIME	MPH	DIFF	TIME OF DAY
1 -		40.614	1:39.677	78.73	5.029	16:29:13.000
2 -	54.725	40.548	1:35.273	82.37	0.625	16:30:48.273
3 -	55.229	40.931	1:36.160	81.61	1.512	16:32:24.433
<b>4 -</b>	<b>54.005</b>	<b>40.643</b>	<b>1:34.648 (1)</b>	<b>82.91</b>		<b>16:33:59.081</b>
5 -	54.414	40.646	1:35.060	82.55	0.412	16:35:34.141
6 -	54.619	40.643	1:35.262	82.38	0.614	16:37:09.403
7 -	54.766	41.238	1:36.004	81.74	1.356	16:38:45.407
8 -	54.448	40.674	1:35.122	82.50	0.474	16:40:20.529
9 -	55.015	40.457	1:35.472	82.20	0.824	16:41:56.001
10 -	54.391	<b>40.390</b>	1:34.781 (2)	82.80	0.133	16:43:30.782
11 -	54.394	40.502	1:34.896 (3)	82.70	0.248	16:45:05.678
12 -	54.604	40.659	1:35.263	82.38	0.615	16:46:40.941
13 -	54.438	41.106	1:35.544	82.14	0.896	16:48:16.485
14 -	54.760	41.255	1:36.015	81.73	1.367	16:49:52.500

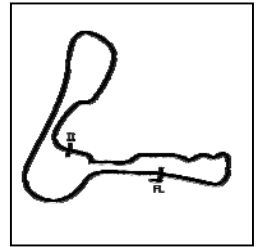
<b>P3 95</b>		<b>BLACKSTOCK / ROSNEY</b>		LCR Yamaha - SBR		
IDEAL LAP TIME : 1:34.350		BEST LAP TIME : 1:34.402		DIFFERENCE : 0.052		
LAP	SECTOR 1	SECTOR 2	LAP TIME	MPH	DIFF	TIME OF DAY
1 -		40.913	1:41.673	77.18	7.271	16:29:14.996
2 -	55.119	40.297	1:35.416	82.25	1.014	16:30:50.412
3 -	54.531	40.292	1:34.823 (2)	82.76	0.421	16:32:25.235
<b>4 -</b>	<b>54.260</b>	<b>40.142</b>	<b>1:34.402 (1)</b>	<b>83.13</b>		<b>16:33:59.637</b>
5 -	54.403	40.530	1:34.933 (3)	82.66	0.531	16:35:34.570
6 -	54.408	40.664	1:35.072	82.54	0.670	16:37:09.642
7 -	54.758	41.103	1:35.861	81.86	1.459	16:38:45.503
8 -	54.849	40.435	1:35.284	82.36	0.882	16:40:20.787
9 -	54.960	40.608	1:35.568	82.12	1.166	16:41:56.355
10 -	54.578	40.431	1:35.009	82.60	0.607	16:43:31.364
11 -	54.470	40.526	1:34.996	82.61	0.594	16:45:06.360
12 -	54.249	40.821	1:35.070	82.55	0.668	16:46:41.430
13 -	<b>54.208</b>	41.163	1:35.371	82.28	0.969	16:48:16.801
14 -	54.631	41.417	1:36.048	81.70	1.646	16:49:52.849

Weather / Track : Overcast / Dry

Cadwell Park  
 Circuit Length = 2.1800 miles  
 Start: 16:27 Flag 16:49 End: 16:51



**International Sidecar Revival Meeting**  
**Molson British Sidecar Championship**  
**RACE 12 - SECTOR ANALYSIS**



SECTOR 1 = FL to I1, SECTOR 2 = I1 to FL, DIFF = Difference To Personal Best Lap, P = Crossed Finish Line in Pit Lane, D = Time Disallowed

<b>P4 1</b>		<b>KERSHAW / CLARK</b>		LCR Yamaha - Molson/Express Tryes/Santander Salt		
IDEAL LAP TIME : 1:33.268		BEST LAP TIME : 1:33.426		DIFFERENCE : 0.158		
LAP	SECTOR 1	SECTOR 2	LAP TIME	MPH	DIFF	TIME OF DAY
1 -		44.567	1:51.935	70.11	18.509	16:29:25.258
2 -	55.659	43.174	1:38.833	79.40	5.407	16:31:04.091
3 -	54.625	40.297	1:34.922	82.67	1.496	16:32:39.013
4 -	54.924	42.489	1:37.413	80.56	3.987	16:34:16.426
5 -	54.376	40.183	1:34.559	82.99	1.133	16:35:50.985
6 -	53.650	41.020	1:34.670	82.89	1.244	16:37:25.655
7 -	53.999	40.219	1:34.218	83.29	0.792	16:38:59.873
8 -	53.622	<b>39.884</b>	1:33.506 (2)	83.93	0.080	16:40:33.379
9 -	54.091	40.635	1:34.726	82.85	1.300	16:42:08.105
10 -	53.858	39.974	1:33.832 (3)	83.63	0.406	16:43:41.937
<b>11 -</b>	<b>53.384</b>	40.042	<b>1:33.426 (1)</b>	<b>84.00</b>		<b>16:45:15.363</b>
12 -	53.566	41.714	1:35.280	82.36	1.854	16:46:50.643
13 -	54.064	40.369	1:34.433	83.10	1.007	16:48:25.076
14 -	54.687	40.349	1:35.036	82.57	1.610	16:50:00.112

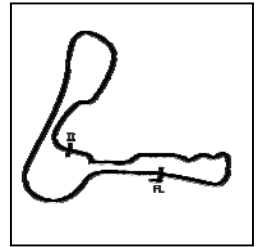
<b>P5 2</b>		<b>BRYAN / HYDE</b>		LCR Honda - CVR Global / GBM Demolition		
IDEAL LAP TIME : 1:36.123		BEST LAP TIME : 1:36.353		DIFFERENCE : 0.230		
LAP	SECTOR 1	SECTOR 2	LAP TIME	MPH	DIFF	TIME OF DAY
1 -		40.900	1:41.322	77.45	4.969	16:29:14.645
2 -	56.362	41.145	1:37.507	80.48	1.154	16:30:52.152
<b>3 -</b>	<b>55.544</b>	40.809	<b>1:36.353 (1)</b>	<b>81.45</b>		<b>16:32:28.505</b>
4 -	55.910	40.872	1:36.782	81.09	0.429	16:34:05.287
5 -	55.746	40.757	1:36.503	81.32	0.150	16:35:41.790
6 -	55.587	40.849	1:36.436 (3)	81.38	0.083	16:37:18.226
7 -	55.638	40.944	1:36.582	81.25	0.229	16:38:54.808
8 -	55.673	40.951	1:36.624	81.22	0.271	16:40:31.432
9 -	55.811	<b>40.579</b>	1:36.390 (2)	81.41	0.037	16:42:07.822
10 -	57.056	41.003	1:38.059	80.03	1.706	16:43:45.881
11 -	55.982	40.998	1:36.980	80.92	0.627	16:45:22.861
12 -	56.515	41.028	1:37.543	80.45	1.190	16:47:00.404
13 -	57.070	41.886	1:38.956	79.30	2.603	16:48:39.360
14 -	57.018	41.870	1:38.888	79.36	2.535	16:50:18.248

<b>P6 5</b>		<b>BIGGS / SCHMITZ</b>		LCR Honda - Taurus Tools		
IDEAL LAP TIME : 1:36.890		BEST LAP TIME : 1:37.078		DIFFERENCE : 0.188		
LAP	SECTOR 1	SECTOR 2	LAP TIME	MPH	DIFF	TIME OF DAY
1 -		41.991	1:44.226	75.29	7.148	16:29:17.549
2 -	56.304	41.726	1:38.030	80.05	0.952	16:30:55.579
3 -	56.115	41.987	1:38.102	79.99	1.024	16:32:33.681
4 -	55.883	41.565	1:37.448	80.53	0.370	16:34:11.129
<b>5 -</b>	<b>55.857</b>	<b>41.221</b>	<b>1:37.078 (1)</b>	<b>80.84</b>		<b>16:35:48.207</b>
6 -	<b>55.669</b>	41.665	1:37.334 (3)	80.63	0.256	16:37:25.541
7 -	56.253	41.983	1:38.236	79.88	1.158	16:39:03.777
8 -	55.965	41.758	1:37.723	80.30	0.645	16:40:41.500
9 -	56.038	42.704	1:38.742	79.48	1.664	16:42:20.242
10 -	56.267	41.831	1:38.098	80.00	1.020	16:43:58.340
11 -	55.957	41.681	1:37.638	80.37	0.560	16:45:35.978
12 -	55.936	41.627	1:37.563	80.44	0.485	16:47:13.541
13 -	55.947	41.329	1:37.276 (2)	80.67	0.198	16:48:50.817
14 -	56.211	41.623	1:37.834	80.21	0.756	16:50:28.651

Weather / Track : Overcast / Dry

Cadwell Park  
 Circuit Length = 2.1800 miles  
 Start: 16:27 Flag 16:49 End: 16:51

**International Sidecar Revival Meeting**  
**Molson British Sidecar Championship**  
**RACE 12 - SECTOR ANALYSIS**



SECTOR 1 = FL to I1, SECTOR 2 = I1 to FL, DIFF = Difference To Personal Best Lap, P = Crossed Finish Line in Pit Lane, D = Time Disallowed

<b>P7 44</b>		<b>FOUND / LOWTHER</b>		LCR Yamaha - Cloud Vapers		
IDEAL LAP TIME : 1:37.174		BEST LAP TIME : 1:37.300		DIFFERENCE : 0.126		
LAP	SECTOR 1	SECTOR 2	LAP TIME	MPH	DIFF	TIME OF DAY
1 -		41.840	1:43.841	75.57	6.541	16:29:17.164
2 -	56.304	41.574	1:37.878	80.18	0.578	16:30:55.042
3 -	56.254	41.577	1:37.831	80.22	0.531	16:32:32.873
<b>4 -</b>	<b>55.834</b>	41.466	<b>1:37.300 (1)</b>	<b>80.65</b>		<b>16:34:10.173</b>
5 -	56.025	<b>41.340</b>	1:37.365 (2)	80.60	0.065	16:35:47.538
6 -	56.046	41.561	1:37.607	80.40	0.307	16:37:25.145
7 -	56.565	41.761	1:38.326	79.81	1.026	16:39:03.471
8 -	55.936	41.566	1:37.502 (3)	80.49	0.202	16:40:40.973
9 -	56.554	42.318	1:38.872	79.37	1.572	16:42:19.845
10 -	56.430	41.514	1:37.944	80.12	0.644	16:43:57.789
11 -	56.686	41.948	1:38.634	79.56	1.334	16:45:36.423
12 -	56.569	41.616	1:38.185	79.93	0.885	16:47:14.608
13 -	56.446	41.670	1:38.116	79.98	0.816	16:48:52.724
14 -	56.701	41.987	1:38.688	79.52	1.388	16:50:31.412

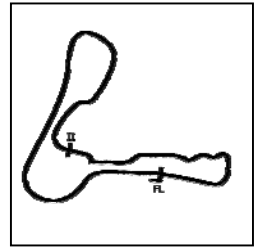
<b>P8 60</b>		<b>HOLLAND / WATSON</b>		LCR Kawasaki - Quattro Plant JG Speedfit		
IDEAL LAP TIME : 1:35.772		BEST LAP TIME : 1:35.772		DIFFERENCE : 0.000		
LAP	SECTOR 1	SECTOR 2	LAP TIME	MPH	DIFF	TIME OF DAY
1 -		44.884	1:52.531	69.74	16.759	16:29:25.854
2 -	56.986	42.933	1:39.919	78.54	4.147	16:31:05.773
3 -	57.177	43.216	1:40.393	78.17	4.621	16:32:46.166
4 -	56.548	40.821	1:37.369	80.60	1.597	16:34:23.535
<b>5 -</b>	<b>55.160</b>	<b>40.612</b>	<b>1:35.772 (1)</b>	<b>81.94</b>		<b>16:35:59.307</b>
6 -	55.696	40.975	1:36.671 (3)	81.18	0.899	16:37:35.978
7 -	55.314	41.418	1:36.732	81.13	0.960	16:39:12.710
8 -	56.689	41.694	1:38.383	79.77	2.611	16:40:51.093
9 -	55.897	40.779	1:36.676	81.17	0.904	16:42:27.769
10 -	55.549	41.058	1:36.607 (2)	81.23	0.835	16:44:04.376
11 -	56.218	41.180	1:37.398	80.57	1.626	16:45:41.774
12 -	56.240	41.153	1:37.393	80.58	1.621	16:47:19.167
13 -	55.764	41.357	1:37.121	80.80	1.349	16:48:56.288
14 -	55.876	41.519	1:37.395	80.57	1.623	16:50:33.683

<b>P9 7</b>		<b>GRAY / PITT</b>		LCR Yamaha - Brian Gray Powerbiking Team		
IDEAL LAP TIME : 1:38.109		BEST LAP TIME : 1:38.322		DIFFERENCE : 0.213		
LAP	SECTOR 1	SECTOR 2	LAP TIME	MPH	DIFF	TIME OF DAY
1 -		42.517	1:45.540	74.36	7.218	16:29:18.863
2 -	<b>56.315</b>	42.228	1:38.543	79.64	0.221	16:30:57.406
3 -	57.176	42.504	1:39.680	78.73	1.358	16:32:37.086
4 -	56.701	42.562	1:39.263	79.06	0.941	16:34:16.349
5 -	56.726	42.014	1:38.740	79.48	0.418	16:35:55.089
6 -	56.725	42.342	1:39.067	79.21	0.745	16:37:34.156
<b>7 -</b>	56.410	41.912	<b>1:38.322 (1)</b>	<b>79.82</b>		<b>16:39:12.478</b>
8 -	56.645	41.836	1:38.481 (3)	79.69	0.159	16:40:50.959
9 -	56.665	<b>41.794</b>	1:38.459 (2)	79.70	0.137	16:42:29.418
10 -	56.998	42.030	1:39.028	79.25	0.706	16:44:08.446
11 -	57.084	42.645	1:39.729	78.69	1.407	16:45:48.175
12 -	57.233	41.862	1:39.095	79.19	0.773	16:47:27.270
13 -	57.414	42.349	1:39.763	78.66	1.441	16:49:07.033
14 -	58.393	43.247	1:41.640	77.21	3.318	16:50:48.673

Weather / Track : Overcast / Dry

Cadwell Park  
 Circuit Length = 2.1800 miles  
 Start: 16:27 Flag 16:49 End: 16:51

**International Sidecar Revival Meeting**  
**Molson British Sidecar Championship**  
**RACE 12 - SECTOR ANALYSIS**



SECTOR 1 = FL to I1, SECTOR 2 = I1 to FL, DIFF = Difference To Personal Best Lap, P = Crossed Finish Line in Pit Lane, D = Time Disallowed

<b>P10 18</b>		<b>BELL / ANDERSON</b>		LCR Yamaha - Marin Motorsport		
IDEAL LAP TIME : 1:38.441		BEST LAP TIME : 1:38.898		DIFFERENCE : 0.457		
LAP	SECTOR 1	SECTOR 2	LAP TIME	MPH	DIFF	TIME OF DAY
1 -		44.922	1:52.321	69.87	13.423	16:29:25.644
2 -	58.774	42.278	1:41.052	77.66	2.154	16:31:06.696
3 -	57.765	42.954	1:40.719	77.92	1.821	16:32:47.415
4 -	57.817	42.445	1:40.262	78.27	1.364	16:34:27.677
5 -	57.662	41.942	1:39.604	78.79	0.706	16:36:07.281
6 -	57.197	41.961	1:39.158	79.14	0.260	16:37:46.439
7 -	56.869	42.159	1:39.028	79.25	0.130	16:39:25.467
8 -	56.928	42.087	1:39.015 (3)	79.26	0.117	16:41:04.482
9 -	56.855	42.139	1:38.994 (2)	79.27	0.096	16:42:43.476
10 -	<b>56.805</b>	42.460	1:39.265	79.06	0.367	16:44:22.741
11 -	57.262	<b>41.636</b>	<b>1:38.898 (1)</b>	<b>79.35</b>		<b>16:46:01.639</b>
12 -	57.754	41.801	1:39.555	78.83	0.657	16:47:41.194
13 -	57.369	42.797	1:40.166	78.35	1.268	16:49:21.360
14 -	57.076	42.828	1:39.904	78.55	1.006	16:51:01.264

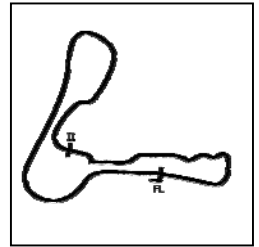
<b>P11 111</b>		<b>CABLE / LAWRENCE</b>		LCR Yamaha - Cable Racing / L&W		
IDEAL LAP TIME : 1:39.485		BEST LAP TIME : 1:39.699		DIFFERENCE : 0.214		
LAP	SECTOR 1	SECTOR 2	LAP TIME	MPH	DIFF	TIME OF DAY
1 -		43.356	1:48.584	72.27	8.885	16:29:21.907
2 -	58.471	43.166	1:41.637	77.21	1.938	16:31:03.544
3 -	58.964	43.022	1:41.986	76.95	2.287	16:32:45.530
4 -	59.415	42.474	1:41.889	77.02	2.190	16:34:27.419
5 -	58.647	42.567	1:41.214	77.53	1.515	16:36:08.633
6 -	58.484	42.122	1:40.606	78.00	0.907	16:37:49.239
7 -	57.786	42.446	1:40.232	78.29	0.533	16:39:29.471
8 -	57.789	<b>41.910</b>	<b>1:39.699 (1)</b>	<b>78.71</b>		<b>16:41:09.170</b>
9 -	57.636	42.176	1:39.812 (2)	78.62	0.113	16:42:48.982
10 -	57.667	42.317	1:39.984 (3)	78.49	0.285	16:44:28.966
11 -	57.770	42.377	1:40.147	78.36	0.448	16:46:09.113
12 -	57.880	42.474	1:40.354	78.20	0.655	16:47:49.467
13 -	<b>57.575</b>	42.502	1:40.077	78.42	0.378	16:49:29.544
14 -	58.176	42.811	1:40.987	77.71	1.288	16:51:10.531

<b>P12 32</b>		<b>HORSPOLE / CONNELL</b>		LCR Yamaha - Sleaford Quality Foods / Baker Plant Hire		
IDEAL LAP TIME : 1:38.879		BEST LAP TIME : 1:39.196		DIFFERENCE : 0.317		
LAP	SECTOR 1	SECTOR 2	LAP TIME	MPH	DIFF	TIME OF DAY
1 -		43.305	1:48.867	72.08	9.671	16:29:22.190
2 -	58.415	43.520	1:41.935	76.99	2.739	16:31:04.125
3 -	58.642	43.237	1:41.879	77.03	2.683	16:32:46.004
4 -	57.941	<b>41.570</b>	1:39.511	78.86	0.315	16:34:25.515
5 -	57.414	41.856	1:39.270 (2)	79.05	0.074	16:36:04.785
6 -	57.460	42.007	1:39.467	78.90	0.271	16:37:44.252
7 -	57.550	41.994	1:39.544	78.84	0.348	16:39:23.796
8 -	57.406	42.025	1:39.431	78.92	0.235	16:41:03.227
9 -	57.573	41.623	<b>1:39.196 (1)</b>	<b>79.11</b>		<b>16:42:42.423</b>
10 -	<b>57.309</b>	42.125	1:39.434	78.92	0.238	16:44:21.857
11 -	57.449	41.893	1:39.342 (3)	79.00	0.146	16:46:01.199
12 -	57.695	41.783	1:39.478	78.89	0.282	16:47:40.677
13 -	58.153	42.751	1:40.904	77.77	1.708	16:49:21.581
14 -	57.687	55.103	1:52.790	69.58	13.594	16:51:14.371

Weather / Track : Overcast / Dry

Cadwell Park  
 Circuit Length = 2.1800 miles  
 Start: 16:27 Flag 16:49 End: 16:51

**International Sidecar Revival Meeting**  
**Molson British Sidecar Championship**  
**RACE 12 - SECTOR ANALYSIS**



SECTOR 1 = FL to I1, SECTOR 2 = I1 to FL, DIFF = Difference To Personal Best Lap, P = Crossed Finish Line in Pit Lane, D = Time Disallowed

<b>P13 11</b>		<b>NICHOLLS / COLE</b>		LCR Honda - TSR Racing		
IDEAL LAP TIME : 1:39.707		BEST LAP TIME : 1:39.711		DIFFERENCE : 0.004		
LAP	SECTOR 1	SECTOR 2	LAP TIME	MPH	DIFF	TIME OF DAY
1 -		43.589	1:49.996	71.34	10.285	16:29:23.319
2 -	58.621	43.732	1:42.353	76.67	2.642	16:31:05.672
3 -	58.441	43.222	1:41.663	77.19	1.952	16:32:47.335
4 -	58.549	43.024	1:41.573	77.26	1.862	16:34:28.908
5 -	57.789	43.053	1:40.842	77.82	1.131	16:36:09.750
6 -	58.042	42.846	1:40.888	77.78	1.177	16:37:50.638
7 -	57.422	42.950	1:40.372	78.18	0.661	16:39:31.010
8 -	57.623	<b>42.526</b>	1:40.149 (2)	78.36	0.438	16:41:11.159
9 -	<b>57.181</b>	42.530	<b>1:39.711 (1)</b>	<b>78.70</b>		<b>16:42:50.870</b>
10 -	57.568	42.669	1:40.237 (3)	78.29	0.526	16:44:31.107
11 -	58.248	42.995	1:41.243	77.51	1.532	16:46:12.350
12 -	58.992	43.317	1:42.309	76.70	2.598	16:47:54.659
13 -	59.017	43.093	1:42.110	76.85	2.399	16:49:36.769
14 -	58.938	43.136	1:42.074	76.88	2.363	16:51:18.843

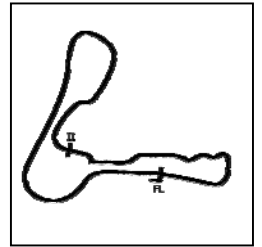
<b>P14 14</b>		<b>LOCKEY / SAYERS</b>		LCR Honda - Real Racing		
IDEAL LAP TIME : 1:42.166		BEST LAP TIME : 1:42.321		DIFFERENCE : 0.155		
LAP	SECTOR 1	SECTOR 2	LAP TIME	MPH	DIFF	TIME OF DAY
1 -		44.614	1:51.870	70.15	9.549	16:29:25.193
2 -	1:00.565	44.181	1:44.746	74.92	2.425	16:31:09.939
3 -	59.103	43.611	1:42.714 (3)	76.40	0.393	16:32:52.653
4 -	59.972	44.645	1:44.617	75.01	2.296	16:34:37.270
5 -	59.131	43.912	1:43.043	76.16	0.722	16:36:20.313
6 -	59.260	43.962	1:43.222	76.03	0.901	16:38:03.535
7 -	59.104	43.732	1:42.836	76.31	0.515	16:39:46.371
8 -	58.798	43.613	1:42.411 (2)	76.63	0.090	16:41:28.782
9 -	59.277	43.474	1:42.751	76.37	0.430	16:43:11.533
10 -	58.894	<b>43.427</b>	<b>1:42.321 (1)</b>	<b>76.70</b>		<b>16:44:53.854</b>
11 -	<b>58.739</b>	46.175	1:44.914	74.80	2.593	16:46:38.768
12 -	1:02.309	46.642	1:48.951	72.03	6.630	16:48:27.719
13 -	59.599	44.579	1:44.178	75.33	1.857	16:50:11.897

<b>P15 89</b>		<b>HAUXWELL / TAYLOR</b>		LCR Suzuki - Vinyls4U DMH tyres		
IDEAL LAP TIME : 1:42.948		BEST LAP TIME : 1:43.290		DIFFERENCE : 0.342		
LAP	SECTOR 1	SECTOR 2	LAP TIME	MPH	DIFF	TIME OF DAY
1 -		45.645	1:54.344	68.63	11.054	16:29:27.667
2 -	1:00.602	44.289	1:44.891	74.82	1.601	16:31:12.558
3 -	1:00.441	43.952	1:44.393	75.17	1.103	16:32:56.951
4 -	59.915	43.375	<b>1:43.290 (1)</b>	<b>75.98</b>		<b>16:34:40.241</b>
5 -	59.932	43.799	1:43.731	75.65	0.441	16:36:23.972
6 -	1:00.301	<b>43.339</b>	1:43.640	75.72	0.350	16:38:07.612
7 -	59.802	43.660	1:43.462 (3)	75.85	0.172	16:39:51.074
8 -	<b>59.609</b>	43.797	1:43.406 (2)	75.89	0.116	16:41:34.480
9 -	59.716	44.607	1:44.323	75.22	1.033	16:43:18.803
10 -	59.946	46.820	1:46.766	73.50	3.476	16:45:05.569
11 -	1:02.060	47.193	1:49.253	71.83	5.963	16:46:54.822
12 -	1:00.399	44.888	1:45.287	74.53	1.997	16:48:40.109
13 -	1:00.154	43.983	1:44.137	75.36	0.847	16:50:24.246

Weather / Track : Overcast / Dry

Cadwell Park  
 Circuit Length = 2.1800 miles  
 Start: 16:27 Flag 16:49 End: 16:51

**International Sidecar Revival Meeting**  
**Molson British Sidecar Championship**  
**RACE 12 - SECTOR ANALYSIS**



SECTOR 1 = FL to I1, SECTOR 2 = I1 to FL, DIFF = Difference To Personal Best Lap, P = Crossed Finish Line in Pit Lane, D = Time Disallowed

<b>P16 4</b>		<b>PEACH / EDWARDS</b>		LCR Yamaha - Life Safety Motorsport		
IDEAL LAP TIME : 1:39.296		BEST LAP TIME : 1:39.497		DIFFERENCE : 0.201		
LAP	SECTOR 1	SECTOR 2	LAP TIME	MPH	DIFF	TIME OF DAY
1 -		42.867	2:00.008	65.39	20.511	16:29:33.331
2 -	57.545	42.991	1:40.536 (3)	78.06	1.039	16:31:13.867
3 -	57.476	<b>42.021</b>	<b>1:39.497 (1)</b>	<b>78.87</b>		<b>16:32:53.364</b>
4 -	57.747	42.293	1:40.040 (2)	78.44	0.543	16:34:33.404
5 -	<b>57.275</b>	43.788	1:41.063	77.65	1.566	16:36:14.467

<b>P17 175</b>		<b>C CLARKE / CA CLARKE</b>		Windle Yamaha - C Clarke Racing		
IDEAL LAP TIME : 1:44.549		BEST LAP TIME :		DIFFERENCE :		
LAP	SECTOR 1	SECTOR 2	LAP TIME	MPH	DIFF	TIME OF DAY
1 -		<b>45.142</b>	1:53.301	69.26		16:29:26.624

**International Sidecar Revival Meeting**  
**Molson British Sidecar Championship**  
**RACE 12 - BEST SECTORS**

SECTOR 1			SECTOR 2			IDEAL / BEST COMPARISON						
POS	NO	NAME	TIME	NO	NAME	TIME	POS	NO	NAME	IDEAL	BEST	DIFF
									<b>PERFECT LAP</b>	<b>1:33.254</b>		
1	1	KERSHAW / CLARK	<b>53.384</b>	6	ELLIS / RICHARDSON	<b>39.870</b>	1	1	KERSHAW / CLARK	1:33.268	1:33.426	0.158
2	6	ELLIS / RICHARDSON	<b>53.635</b>	1	KERSHAW / CLARK	<b>39.884</b>	2	6	ELLIS / RICHARDSON	1:33.505	1:33.505	0.000
3	3	HOLDEN / CAIN	<b>54.005</b>	95	BLACKSTOCK / ROSNEY	<b>40.142</b>	3	95	BLACKSTOCK / ROSNEY	1:34.350	1:34.402	0.052
4	95	BLACKSTOCK / ROSNEY	<b>54.208</b>	3	HOLDEN / CAIN	<b>40.390</b>	4	3	HOLDEN / CAIN	1:34.395	1:34.648	0.253
5	60	HOLLAND / WATSON	<b>55.160</b>	2	BRYAN / HYDE	<b>40.579</b>	5	60	HOLLAND / WATSON	1:35.772	1:35.772	0.000
6	2	BRYAN / HYDE	<b>55.544</b>	60	HOLLAND / WATSON	<b>40.612</b>	6	2	BRYAN / HYDE	1:36.123	1:36.353	0.230
7	5	BIGGS / SCHMITZ	<b>55.669</b>	5	BIGGS / SCHMITZ	<b>41.221</b>	7	5	BIGGS / SCHMITZ	1:36.890	1:37.078	0.188
8	44	FOUND / LOWTHER	<b>55.834</b>	44	FOUND / LOWTHER	<b>41.340</b>	8	44	FOUND / LOWTHER	1:37.174	1:37.300	0.126
9	7	GRAY / PITT	<b>56.315</b>	32	HORSPOLE / CONNELL	<b>41.570</b>	9	7	GRAY / PITT	1:38.109	1:38.322	0.213
10	18	BELL / ANDERSON	<b>56.805</b>	18	BELL / ANDERSON	<b>41.636</b>	10	18	BELL / ANDERSON	1:38.441	1:38.898	0.457
11	11	NICHOLLS / COLE	<b>57.181</b>	7	GRAY / PITT	<b>41.794</b>	11	32	HORSPOLE / CONNELL	1:38.879	1:39.196	0.317
12	4	PEACH / EDWARDS	<b>57.275</b>	111	CABLE / LAWRENCE	<b>41.910</b>	12	4	PEACH / EDWARDS	1:39.296	1:39.497	0.201
13	32	HORSPOLE / CONNELL	<b>57.309</b>	4	PEACH / EDWARDS	<b>42.021</b>	13	111	CABLE / LAWRENCE	1:39.485	1:39.699	0.214
14	111	CABLE / LAWRENCE	<b>57.575</b>	11	NICHOLLS / COLE	<b>42.526</b>	14	11	NICHOLLS / COLE	1:39.707	1:39.711	0.004
15	14	LOCKEY / SAYERS	<b>58.739</b>	89	HAUXWELL / TAYLOR	<b>43.339</b>	15	14	LOCKEY / SAYERS	1:42.166	1:42.321	0.155
16	175	C CLARKE / CA CLARKE	<b>59.407</b>	14	LOCKEY / SAYERS	<b>43.427</b>	16	89	HAUXWELL / TAYLOR	1:42.948	1:43.290	0.342
17	89	HAUXWELL / TAYLOR	<b>59.609</b>	175	C CLARKE / CA CLARKE	<b>45.142</b>	17	175	C CLARKE / CA CLARKE	1:44.549		
18												

Weather / Track : Overcast / Dry

Results can be found at [www.tsl-timing.com](http://www.tsl-timing.com)

Cadwell Park  
Circuit Length = 2.1800 miles  
Start: 16:27 Flag 16:49 End: 16:51

Printed - 16:52 Sunday, 23 June 2019

2019 Molson British Sidecar Championship  
RIDERS POINTS AFTER ROUND 3



	TOTAL	GAP	DIFF	4th-6th May Oulton Park International		14th-16th June		Brands Hatch GP		22nd-23rd June		Cadwell Park		28th-30th June		9 Knockhill	19th-21st July		11 Snetterton 300	2nd-4th August		14 Thruxton	16th-18th August		16 Cadwell Park	20th-22nd September		18 TT Circuit Assen	4th-6th October		20 Donington Park GP	18th-20th October		22 Brands Hatch GP	Wins	Seconds	Thirds								
				1	2	3	4	5	6	7	8	10	11	12	13		15	17		19	21																								
1	ELLIS / RICHARDSON	129			9	20	25	25	25	25																									4	1	0								
2	KERSHAW / CLARK	78	51		20	25	20																												1	2	0								
3	BLACKSTOCK / ROSNEY	64	65	14	16			16	16	16																										0	0	4							
4	BRYAN / HYDE	63	66	1	10	9	7	13	13	11																										0	0	0							
5	BIGGS / SCHMITZ	62	67	1	11	10	9	11	11	10																											0	0	0						
6	HOLDEN / CAIN	60	69	2				20	20	20																											0	3	0						
7	PEACH / EDWARDS	47	82	13	8	11	11	9	8																												0	0	0						
8	GRAY / PITT	43	86	4	4	8	10	7	7	7																												0	0	0					
9	CHRISTIE / CHRISTIE	42	87	1	13	16	13																															0	0	1					
10	HOLLAND / WATSON	37	92	5		13	16			8																												0	0	1					
11	CABLE / LAWRENCE	33	96	4	6	6	5	5	6	5																												0	0	0					
12	FOUND'S / LOWTHER	31	98	2	7			6	9	9																													0	0	0				
13	KIRK / SMITHIES	30	99	1	5	7		8	10																														0	0	0				
14	BIRCHALL / BIRCHALL	25	104	5	25																																		1	0	0				
15	WALKER / CHRISTIE	18	111	7			8	10																																0	0	0			
16	NICHOLLS / COLE	16	113	2		4	4	2	3	3																															0	0	0		
17	BELL / ANDERSON	14	115	2			6	1	1	6																															0	0	0		
18	HORSPOLE / CONNELL	13	116	1	1			3	5	4																															0	0	0		
19	GILBERT / THOMAS	8	121	5		5	3																																		0	0	0		
20	CLARKE / CLARKE	7	122	1		3		4																																		0	0	0	
21	LOWTHER / CHILDS	4	125	3				4																																		0	0	0	
22	LOCKEY / SAYERS	4	125	0				2	2																																	0	0	0	
23	ARCHER / THOMAS	3	126	1	3																																						0	0	0
24	HILDIGE / HILDIGE	3	126	0		2	1																																				0	0	0
25	RUSSELL / BRYANT	3	126	0		1	2																																				0	0	0
26	RAMSDEN / RAMSDEN	2	127	1	2																																						0	0	0
27	HAUXWELL / TAYLOR	1	128	1				1																																			0	0	0
28		0	129	0																																							0	0	0
29		0	129	0																																							0	0	0
30		0	129	0																																							0	0	0
31		0	129	0																																							0	0	0
32		0	129	0																																							0	0	0
33		0	129	0																																							0	0	0
34		0	129	0																																							0	0	0
35		0	129	0																																							0	0	0